

### Testing Machines and Systems for Textile Materials



Intelligent Testing

This catalog provides an overview of devices, machines, and systems of the Zwick Roell AG for the use in the textile industry and in the corresponding research and test institutes and training centers.

This is only a part of the extensive overall program of the Zwick Roell AG.

## List of contents

Textile materials .....	4
Yarns, Threads, Twines .....	6
Textile Fabrics .....	9
Coated Fabrics .....	9
Geotextiles .....	9
Tapes, Belts, Rope, Cordage .....	9
Thermal Insulation Material .....	10
Materials Testing Machines .....	11
zwicki-Line, ProLine and Allround-Line at a glance .....	13
ProLine Load Frames and Drives .....	13
zwicki-Line Load Frames and Drives .....	14
Allround-Line Load Frames and Drives .....	14
Load cells .....	15
<i>testXpert</i> <sup>®</sup> II .....	16
Specimen grips .....	18
Extensometer .....	21
Temperature and climatic chambers .....	24
Special testing machines and systems .....	26
Zwick Services .....	27

## The Zwick Roell AG – More than a century of experience in materials testing

Mechanical-technological testing is one of the oldest disciplines of materials testing. As early as in the 15<sup>th</sup> and 16<sup>th</sup> century, Leonardo da Vinci and Galileo Galilei were already considering the flexural stressing and the elastic behaviour of materials. In the course of time further knowledge was obtained. In the middle of the 18<sup>th</sup> century the first testing machines finally appeared in France.

Since 1920 the company Roell & Korthaus has been involved in the materials testing business. In 1937 Zwick built its first testing machines and systems for mechanical testing of materials. Many years prior to that in 1876, a Professor Seger had already founded a chemical laboratory as part of a scientific technological consulting company for nonmetallic materials. During the 20<sup>th</sup> century, the present company called Toni Technik has evolved from these origins and is now considered a leading expert in test systems for building materials. Another predecessor of the Zwick Roell is a company MFL (Mohr & Federhaff) – a company that was founded in 1870. Interestingly enough Carl Benz (of Mercedes Benz fame) was one of their employees.



The headquarter of the Zwick Roell AG and the Zwick GmbH & Co. KG at Ulm, Germany

Since 1992, these companies have formed the Zwick/Roell company group. In July 2001, this company group was converted into a stock corporation: the Zwick Roell AG. Part of this stock corporation are the companies Zwick, Toni Technik, Indentec Ltd., and since May 2002 Acme Labo. These companies supply an extensive program for materials, component, and functional tests – from the manually operated hardness tester up to a complex test system for the process-accompanying application.

Zwick has many years of experience, combined with a multitude of supplied systems.

This experience is continuously supplemented by the constant communication with the users. On this solid basis, the company supplies a wide range of high-performance products – from the economical standard machine up to special versions and designs for

special test jobs. Modern mechanics, high-performance electronics and the application-oriented software are the prerequisite for the versatility and the high “intelligence” of these modern testing machines and systems.

However, the services of the Zwick Roell AG go far beyond the supply of products. Already in 1994 the company received the certification according to DIN EN ISO 9001 and thus guarantees a consistently high product and service quality. With accredited calibration laboratories, the companies of the Zwick Roell AG are in addition entitled to verify and to calibrate test systems and to document that with internationally recognized certificates.

## Textile materials application range and characteristic features

Textiles have been accompanying man since thousands of years. Already in 5000 B.C. cloths were woven in Egypt. For this purpose the people used natural raw materials such as cotton, flax fibres, animal hair and silk threads. The people used them as garments and as protection from the cold. As textiles for the home, they made living and work rooms look nicer.

Modern textiles, however, are high-tech products that do not have very much in common any more with these basic functions. In specific material compositions they offer qualities we did not dare dreaming of a few decades ago.

Here are a few examples: As garments they can be waterproof, impermeable and breathable at the same time, they can have warmth-giving- and warmth-regulating and recovering qualities (so that e.g. a crease stays unharmed even after washing and dry-cleaning) or they can have tearproof qualities. Even medical substances can be absorbed by skin through particularly treated textiles – a method that has been developed by German scientists. Skin caring and skin regenerating substances to treat sun burn or neurodermitis can for example be applied broadly with the garments without restricting the freedom of movement – after all, you are wearing clothes all day long.

As safety clothing they protect the wearer against heat and flames, dangerous tools as for example chain saws and even against shots from small arms. In conveyor belts and tires they are used as reinforcement. As climbing ropes they are light and have high strength, at the same time they are elastic to control the energy of fall.

In form of safety belts they should only show a permanent deformation to avoid injuries caused by an elastic resilience. For kites, paragliders, and parachutes they must have a minimum weight and they must at the same time be extremely light and wind-tight. For ship ropes, the light and water-repellent, floatable version is required.

An example of the variety of different requirements are geotextiles which are used for many jobs in road and railway construction as well as for bank stabilization and coastal fortifications. Essential functions here consist of

- The separation of different material layers such sand and gravels
- The taking up of forces that cannot be transmitted to other elements
- The filtration and drainage whenever those geotextiles are used instead of mineral filters.



Cloth test, stone relief from Hirzweiler, 2nd/3rd century AD, Trier, Rheinisches Landesmuseum (museum at Trier, Germany)



As different as the fields of application are also the demands on the long-term behavior of textiles. If they are for example used for permanent wear they must be unrottable and without nutritional value for insects, rodents etc.

If it is however only a question of a temporarily limited soil stabilization for cultivation, they should have a longer rotting time as soon as the roots of the plants have taken over the stabilization job.

According to the application in question, textiles must have specific properties. Part of this are their resistance to different materials, radiations, temperature influences, and other environmental conditions as well as their mechanical resistance. The multitude of applications and the high demands on these textiles require – particularly in the field of research and development – sophisticated testing possibilities. With a large range of testing machines, modern test software and a large range of accessories the Zwick/Roell Group offers a variety of possibilities for a specific, high-precision testing of these geotextiles with exactly reproducible results.



Materials testing machine for the testing of textile materials

## Textile Materials, Examples



Fibers



Yarns and Threads



Yarns and Rovings



Non-wovens



Fabric



Coated Fabric and Textiles



Geotextiles



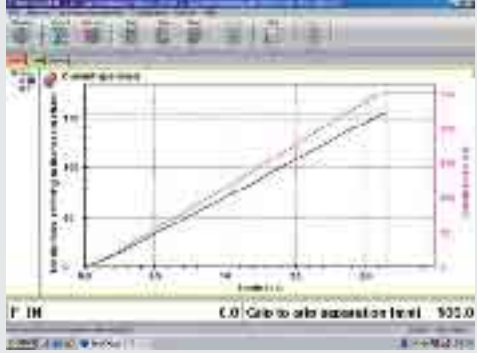



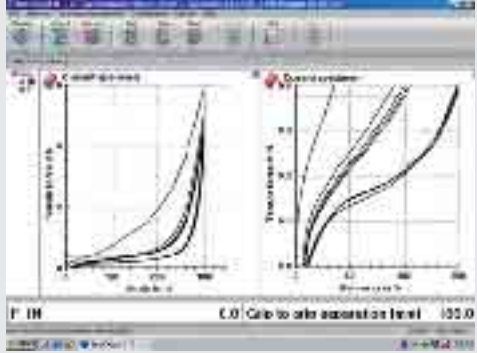



Tapes and Belts

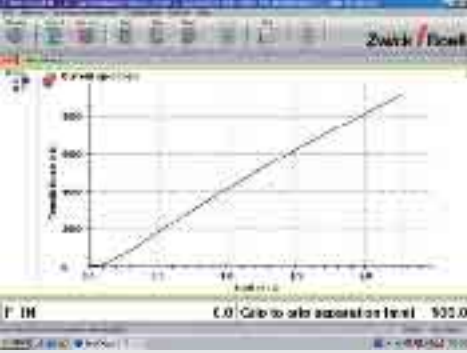



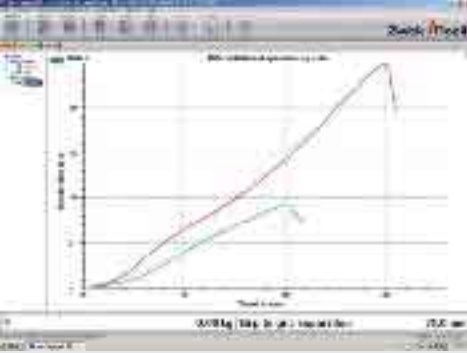

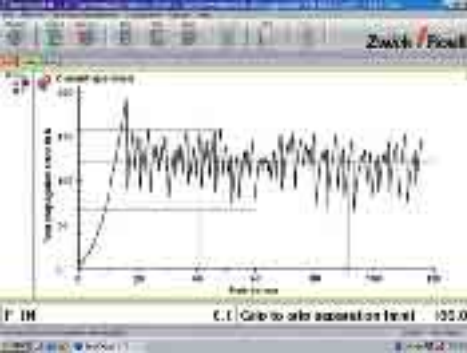



Ropes and Cordage

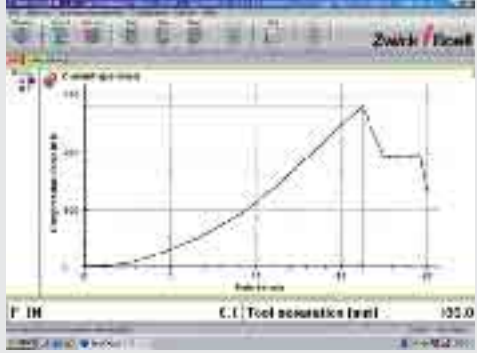

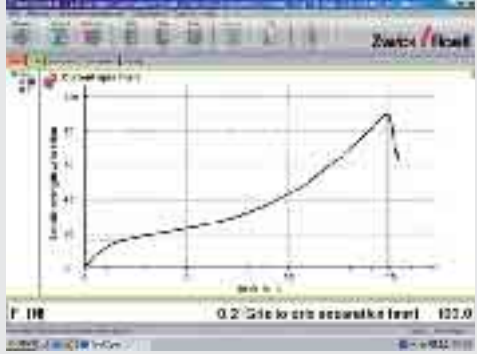

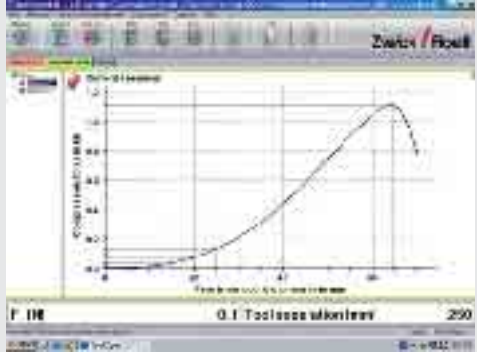

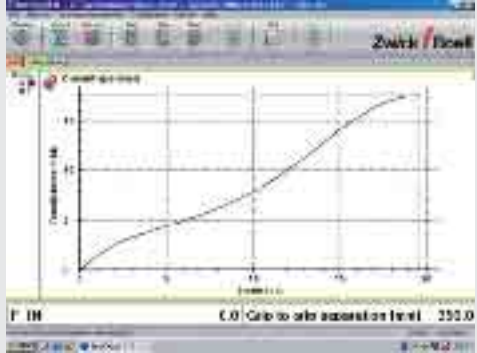





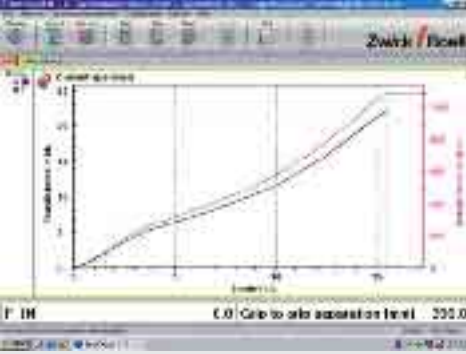

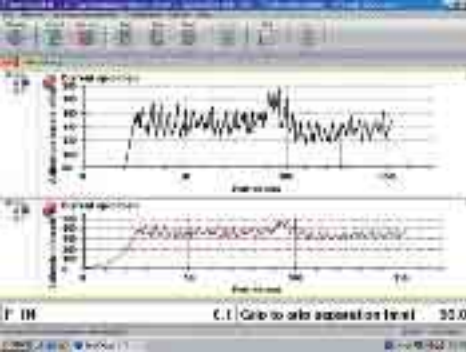

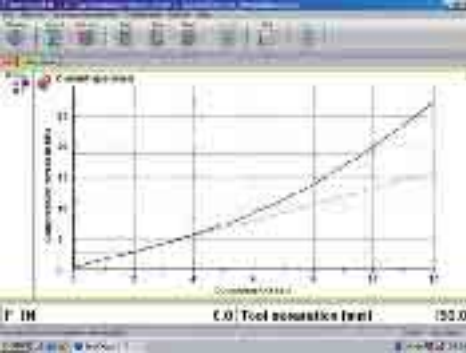

Material for Safety Belts

Application	Graph in testXpert®	Test Arrangement
<p><b>Yarns, Threads, Twines</b></p> <p>Standard: ISO 2062            Type of Test: Tensile Test            Material: Aramid Yarn            Extensometer: Crosshead travel encoder            Grips: Pneumatic Grips            Test Speed: 500 mm/min            testXpert® II: B269051.18</p>		
<p>Standard: ISO 2062            Type of Test: Tensile Test            Material: Sewing Yarn            Extensometer: Crosshead travel encoder            Grips: Screw Grips            Test Speed: 500 mm/min            testXpert® II: B269051.18</p>		
<p>Standard: DIN 53835-2            Type of Test: Tensile Test            Material: Elastomeric Yarn            Extensometer: Crosshead travel encoder            Grips: Spring loaded grips            Test Speed: 500 mm/min            testXpert® II: B269054.xx</p>		
<p>Standard: ISO 2062            Type of Test: Tensile Test            Material: Double Thread            Extensometer: Crosshead travel encoder            Grips: Pneumatic Grips            Test Speed: 500 mm/min            testXpert® II: B269051.18</p>		

Application	Graph in <i>testXpert®</i>	Test Arrangement
<p>Standard: EN ISO 2062            Type of Test: Tensile Test            Material: Multifilament Yarn            Extensometer: Optical extensometer            Grips: Rope Grips            Test Speed: 500 mm/min  <i>testXpert®</i> II: B269051.00</p>		
<p><b>Textile Fabrics</b></p>		
<p>Standard: ISO 13934-1            Type of Test: Tensile Test            Material: Airbag Fabric            Extensometer: Crosshead travel encoder            Grips: Pneumatic Grips            Test Speed: 100 mm/min  <i>testXpert®</i> II: B269051.17</p>		
<p>Standard: Marks &amp; Spencer, P12            Type of Test: Seam Slippage Resistance            Material: Garment            Extensometer: Crosshead travel encoder            Grips: Screw Grips            Test Speed: 100 mm/min  <i>testXpert®</i> II: B269051.20</p>		
<p>Standard: ISO 13937-2            Type of Test: Single Tear Method            Material: Airbag Fabric            Extensometer: Crosshead travel encoder            Grips: Pneumatic Grips            Test Speed: 100 mm/min  <i>testXpert®</i> II: B269053.09</p>		



Application	Graph in testXpert®	Test Arrangement
<p><b>Coated Fabrics</b></p> <p>Standard: ISO 3303 Method A            Type of Test: Bursting Strength            Material: Coated Fabric            Extensometer: Crosshead travel encoder            Grips: Ball Burst Device            Test Speed: 300 mm/min            testXpert® II: B269052.xx</p>		
<p><b>Geotextiles</b></p> <p>Standard: ISO 10319            Type of Test: Tensile Test            Material: Geotextile            Extensometer: Optical Extensometer            Grips: Hydraulic Grips            Test Speed: 20% of <math>L_0</math>/min            testXpert® II: B269051.23</p>		
<p>Standard: ISO 12236            Type of Test: Static Puncture Test            Material: Geo-non-woven            Extensometer: Crosshead travel encoder            Grips: Static Puncture Test Device            Test Speed: 50 mm/min            testXpert® II: B269052.17</p>		
<p><b>Tapes, Belts, Rope, Cordage</b></p> <p>Standard: EN 1492-1            Type of Test: Tensile Test            Material: Belt Seal            Extensometer: Optical Extensometer            Grips: Roller Grips            Test Speed: 500 mm/min            testXpert® II: B269051.xx</p>		

Application	Graph in <i>testXpert®</i>	Test Arrangement	
<b>Tapes, Belts, Rope, Cordage</b>			
Standard: ISO 2307 Type of Test: Tensile Test Material: Fiber Rope Extensometer: Optical Extensometer Grips: Rope Grips Test Speed: 500 mm/min <i>testXpert®</i> II: B269051.xx			
Standard: ISO 283-1 Type of Test: Tensile Test Material: Conveyor Belt Extensometer: Makro Extensometer Grips: Hydraulic Grips Test Speed: 100 mm/min <i>testXpert®</i> II: B269051.xx			
Standard: EN ISO 252-1 Type of Test: Tensile / adhesive strength Material: Conveyor Belt Extensometer: Crosshead travel encoder Grips: Pincer Grips Test Speed: 100 mm/min <i>testXpert®</i> II: B269053.xx	<b>Thermal Insulation Material</b>		
Standard: EN 826 Type of Test: Compression Test Material: Mineral wool Extensometer: Crosshead travel encoder Grips: Compression Plates Test Speed: 10% of d/min <i>testXpert®</i> II: B269052.24			

## Materials Testing Machines

### Field of application

Zwick materials testing machines are not only used for tensile tests on fibres, tapes, ropes, fabrics etc. or for compression tests on floor coverings or insulating materials, but also for tests on textile fastening systems as e.g. zip-fasteners and similar tests.

### Basic concept

The Zwick program includes universal testing machines as table-top and floor standing designs with different measurement- and control systems, load frames, drives and versatile function and supplementary units.

In order to be able to offer the best machine for each requirement, the comprehensive product range includes three machine versions for static materials testing, each of them offering different equipment, performance and expansion capabilities:

- The **zwicki-Line** consists of top-quality space-saving testing machines. These simple-to-use and easy-to-transport single column machines have been designed for test forces to a maximum of 2.5 kN.
- The **ProLine** is particularly suitable for functional tests on component parts as well as for standard materials tests. A broad range of standard accessories provides for comprehensive testing capability at a reasonable price.
- The **Allround Line** is the basis for a large range of demanding testing. It can easily be expanded in the future as the requirements also grow.



Zwick ProLine testing machine

### Measurement and control system

The fundamental component for the testing machines is the measurement and control system. Its design and scope of capabilities determine which drive system it regulates, which measurement system it is connected to and which functions can be controlled.

The *testControl* controller offers maximum technical performance and long range return of investment through the use of the most current technologies and highest quality standards.

Notable characteristics of the electronics are among other things:

- Chronologically-synchronized test data recording with high resolution and measurement frequency.
- 500 Hz real-time processing of the test data for monitoring and event oriented control of the test sequence and for safety limits. (e.g. speed change upon reaching the yield or proof stress limit)
- Adaptive control for exactly reproducible speeds and positions.

*testControl* and hence the testing machine, is operated by using a PC and the test software *testXpert*® II. The system is therefore simple to configure and upgradeable for the most diverse applications as well as extremely flexible and easy to operate.

The optional stand-alone variation offers simple, direct operation of the testing machine using a colour display, a key pad and a few, intuitively obvious function keys. A printer can be connected directly to output the test results.



Zwick ProLine table-top testing machine

## Load frames

Different load frame versions for test loads up to 2000 kN are available as standard. For special applications special versions can be developed and manufactured, e.g. load frames in horizontal position suitable for the testing of long ropes.

## Table-top testing machines, zwicki-Line

These single column load frames are designed with very-rigid aluminium high-precision extruded profiles. The working area is freely accessible from 3 sides. It only requires limited space and fits on most laboratory tables. Due to its low weight, it is easy to transport.

## Table-top testing machines, ProLine

The load frames of the ProLine are designed with 2 round steel columns ensuring exact guidance of the moving crosshead. The integrated protection of lead screws and guide columns allow reliable testing even for very brittle materials.

A single column version is available within the ProLine range for testing at forces of up to 500 N.

## Table-top and floor standing models, Allround-Line

The table-top version is constructed using two aluminium, high-precision extruded profiles (patented design). They are light, very rigid and serve simultaneously as lead-screw guides and protection. T-shaped grooves on the outer sides allow a simple fitting of accessories as e.g. safety devices without being impeded by the crosshead.

All load frames with two columns can be equipped with legs to position the working area at an optimum height for the operator. This allows a comfortable seated operation with absolute freedom for leg movement thus making the testing system suit zwicki-Line Load Frames and Drives.

The high precision of the **floor testing machines** results from their hard chrome-plated guide columns and precision ball lead screws with play-free pre-stressed nuts. The testing machines can be equipped in different ways. For example, there is a choice of how the crossheads can be mounted, i.e. as upper or lower crossheads, thus resulting in a lower, or an upper or upper and lower test areas.

An optional second test area can be setup for all load frames with electro-mechanical drives. Thus enabling rapid switching between two types of test without any tedious reequipping.



Zwick zwicki-Line testing machine



Zwick Allround-Line table-top machine



Zwick Allround-Line testing machine



## zwicki-Line, ProLine and Allround-Line at a glance

Machine Components/Function	Zwicki-Line	ProLine	Allround-Line
<b>Load Frames</b>			
• Type			
Table-top testing machine (nominal load)	1...2,5 kN	0,5...100 kN	5...150 kN
Floor testing machine (nominal load)	-	-	50...250 kN
• Support and guide columns			
Number of round columns	-	2 (Z005 bis Z100)	2 or 4 (floor testing machines)
Number of aluminium profile columns	1	1 (Z0.5)	2 (table-top testing machines)
• Number test areas			
	1, optional 2	1	1, optional 2
<b>Drive system</b>			
• Elektromechanical			
Number of ball screws	1	1 or 2	2
DC-Motor	Yes	up to Z050	-
AC-Motor	-	from Z050 (with <i>testControl</i> )	up to Z600
<b>Measurement and Control Electronics</b>			
<i>testControl</i>	Yes	Yes (from Z050)	Yes
Standard electronics	Yes	Yes (up to Z050)	-
<b>Software (Option)</b>			
Testing software <i>testXpert</i> <sup>®</sup> - Standard test programs	Yes	Yes	Yes
Testing software <i>testXpert</i> <sup>®</sup> - Master test programs	Yes	-	Yes

## ProLine Load Frames and Drives

Serie	Z0.5	Z005	Z010	Z020	Z030	Z050 <sup>1)</sup>	Z100
• Max. test load [kN]	0.5	5	10	20	30	50	100
• Work space height							
* shortened [mm]	-	570	-	-	-	-	-
* normal [mm]	590	1070	1050	1050	1370	1370	1360
* increased [mm]	-	-	-	-	-	-	-
• Work space width [mm]	x	440	440	440	440	440	640
• Work space depth [mm]	100	x	x	x	x	x	x
• Max. crosshead speed [mm/min]	1500	500	1000	500	300	180/600 <sup>1)</sup>	300
• Crosshead travel resolution [µm]	0.226	0.039	0.095	0.047	0.025	0.015/0.016 <sup>1)</sup>	0.008
• Max. power consumption, kVA	0.4	0.8	0.8	0.8	0.8	0.8/3 <sup>1)</sup>	3

<sup>1)</sup> This testing machine is available in two electronics variations. The first value is for the standard electronics, the second testControl.

## zwicki-Line Load Frames and Drives

Series	Z1.0	Z2.5
• Max. test load [kN]	1.0	2.5
• Work space height		
* shortened [mm]	-	573
* normal [mm]	-	1073
* increased [mm]	1373	1373
• Work space width [mm]	×	×
• Work space depth [mm]	99.5	99.5
• Max. crosshead speed [mm/min]	1800	800
• Crosshead travel resolution [µm]	0.2265	0.0996
• Max. power consumption, kVA	0.4	0.4

## Allround-Line Load Frames and Drives

### Table-top Testing Machines

Series	Z005	Z010	Z020	Z030	Z050	Z100	Z150
• Max. test load [kN]	5	10	20	30	50	100	150
• Work space height							
* normal [mm] <sup>2)</sup>	1045/1025	1045/1025	1045/1025	-	-	-	-
* increased [mm] <sup>2)</sup>	1445/1425	1445/1425	1445/1425	1355	1355	1355	1535
* extra high [mm] <sup>2)</sup>	1795/1785	1795/1785	1795/1785	-	-	1755	-
• Work space width							
* normal [mm]	440	440	440	440	440	-	-
* widened [mm]	640	640	640	-	-	640	640
• Work space depth [mm]	×	×	×	×	×	×	×
• Max. crosshead speed [mm/min]	3000	2000	1000/2000 <sup>3)</sup>	1000	600	750/1500 <sup>3)</sup>	900
• Crosshead travel resolution [µm]	0.0410	0.0272	0.0136/0.0543 <sup>3)</sup>	0.0271	0.0163	0.0207	0.0123
• Max. power consumption, kVA	2	1.9	2.1/2.6 <sup>3)</sup>	2.3	2.3	4/6 <sup>3)</sup>	5.5

### Floor-standing Test Machines

Series	Z050	Z100	Z150	Z250	Z300	Z400	Z600
• Max. test load [kN]	50	100	150	250	300	400	600
• Work space height [mm]	1825/1760 <sup>2)</sup>	1825/1760 <sup>2)</sup>	1715/1655 <sup>2)</sup>	1715/1655 <sup>2)</sup> ; 1800		1800	1940
						1360 <sup>4)</sup>	
• Work space width							
* normal [mm]	630	630	630	630	630	630	740
* widened [mm]	1030	1030	1030	1030	-	-	-
• Work space depth [mm]	×	×	×	×	×	×	×
• Max. crosshead speed [mm/min]	1000/2000 <sup>3)</sup>	500/1000 <sup>3)</sup>	900	600	250	250	200
• Crosshead travel resolution [µm]	0.0270	0.0136	0.0123	0.0082	0.031	0.031	0.025
• Max. power consumption, kVA	4/5 <sup>3)</sup>	4/5 <sup>3)</sup>	5.5	6	7/13 <sup>5)</sup>	7/13 <sup>5)</sup>	20/26 <sup>5)</sup>

<sup>2)</sup> The second value is for the model with the widened work area <sup>3)</sup> Dependent on selected drive and its power

<sup>4)</sup> The last value is for a cost effective special model limited to one work area <sup>5)</sup> Higher power applies for hydraulic grips

## Load cells

Load cells are available for accurate load measurement of forces from 0.04 N onwards. They offer the following advantages in conjunction with the digital measurement electronics:

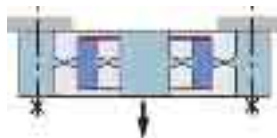
- Automatic identification and acquisition of all setting and calibration parameters via sensor plug. An exchange of the load cells neither requires a calibration nor a modification of the setting data.
- Automatic zero-point and sensitivity balancing
- Temperature compensation
- High measurement frequency
- Very high test data resolution
- Accuracy:  
Class 1 (1 % of reading) from 0.2 to 120 % of full scale load. Class 0.5 (0.5 % of reading) from 1 % to 100 % of full scale load.
- Overload protection
- Manufacturer's test certificate to certify the factory calibration

Load cells with one or two sided mounting stud and self-identifying sensor plugs are available for nominal loads from 10 N on.

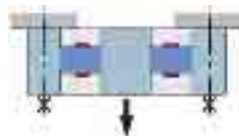
## Types and recommendations for their use

Depending on the test job, the accuracy of the load cells and other features are important. For the use with temperature devices, these are the temperature sensitivity of zero-point and measured value. Particularly during compression and flexural tests, transverse forces and moments may occur which should not falsify the value in an inadmissible way and which should not damage the load cell. For this reason, Zwick offers different types of load cells.

- GTM Load cell  
The body of this circular load cell is a bending ring with ring-shaped strain gauges on the face sides. It is very insensitive to excentric load applications and overloads.



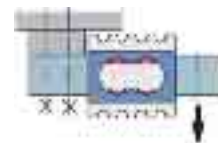
- KAF Load cell  
The outer and the inner ring of this load cell are linked by spokes on which the strain gages are applied to. This load cell is relatively insensitive to excentric load applications.



- KAP Load cell  
The body of this flat, S-shaped load cell is a double beam. It is relatively sensitive to excentric load applications.



- Type Z6  
This load cell consists of a double beam-shaped body. The centrally acting test load is traversed laterally and transmitted to the crosshead of the testing machine. Therefore it is quite sensitive to excentric load applications.



Note:  
The measurement body of the load cell is illustrated in dark blue and the strain gauges applied onto them are illustrated in red.

Type/test conditions	GTM	KAF	KAP	Z6
Tension force with axial load application	+++	+++	+++	+++
Compressive force with safe axial load application	+++	++	++	++
Compressive force with excentric load application	+++	- 1)	- 2)	- 2)
Bending tests	+++	++	++	++
Extended temperature range	+++	++	++	++
Creep tests	+++	++	++	++
Axial alignment under load	+++	+++	++	+

1) Limited measuring accuracy  
2) Risk of destruction



## **testXpert® II – Intelligent and Reliable, the New Software Generation for Materials Testing**

Zwick Roell has set the standard with *testXpert®* for intelligent materials testing software. Unlike other software, Zwick has standardized *testXpert®* for all of its applications, no matter whether static or dynamic tests – so you spend less time learning to handle software and more time conducting tests. With *testXpert®* II, you benefit from over 80 years of testing experience and from over 10,000 successful installations worldwide.

### **Some Significant Benefits of testXpert® II**

**Ingeniously simple** – *testXpert®* II is organized so that you can operate it intuitively. Expressive symbols and a clear menu structure enable users to become quickly oriented and cut the familiarization period to the bone. The menu bar is set up according to the needs of the user, making working with *testXpert®* II ingeniously simple.



**Intelligent** – Wizards help you to set up or change test procedures and test reports. Should you have any questions, our extensive contextsensitive online help feature will quickly deliver the answer.

**Modular design** – This means that we can offer a specific testing solution to meet your particular requirements. Additional testing capabilities can be added as needed.

**Compatible with your hardware** – Zwick *testXpert®* II is compatible with all commercially available PCs and laptops without the need for an additional interface card! This means it is easy to switch system computers or even to develop test methods or perform analyses in the office at your convenience. You always have access to your test data.

**Online language swapping** – Needless to say, you can have *testXpert®* II in your language of choice. *testXpert®* II speaks more than one language – all you need to do is click the mouse in order to change the language online. Language swapping is a function which can be changed at any time, e.g., when generating the test report. Flexible *testXpert®* II language swapping offers international teams not only language-neutral operation of their testing machine but also considerably simplified communication.

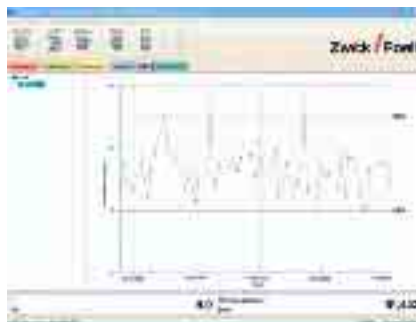


## Synchronized video recording –

Only *testXpert*® II offers you an image-for-image, exactly synchronized video recording of your test. You can interpret the measuring curve of the test efficiently with the help of the recorded image changes of the specimen. You can record the test procedure with a video camera or an USB webcam. And *testXpert*® II saves the recorded images synchronized with the measuring data. The visual recording shows, for example, when, how, and where the specimen necks, buckles, or changes colors. The alterations in specimen dimensions can be measured exactly from the captured images. In addition, before the test, you can determine which events images should be recorded for: such as the point in a cycle when compression switches over into tensile stress. Afterwards you can print out these pictures or integrate them into the test report. Thanks to the synchronized video recording, the test procedure can be recalled or compared at any later time.



Adhesion test of a textile-rubber-compound, synchronized video recording



## Graphical Sequence Editor –

The *testXpert*® II Graphical Sequence Editor offers all the freedom you could possibly hope for. It enables you to design test procedures of any kind very individually, by combining test events, parameters and results exactly as you require. The intelligent construction of the graphical-user interface allows editor makes your work easy. You do not require any programming knowledge: The graphic base makes for quick familiarization with the functionality. The integrated simulation mode offers you safety: It analyzes the test procedure you have created incorporating a virtual testing machine, with different specimen behaviour (e.g. spring, plastic, metal, etc.). You thus filter out errors from the test procedure in the early stages, and all this without destroying a single specimen.



## *testXpert*® II LIMS –

Only *testXpert*® II offers these features: an integrated Laboratory Information Management System (LIMS). A powerful database is available to administer your test results in order to create and archive long-term statistics and reports. All data acquired by *testXpert*® II are available from any testing system in your company.

## Specimen grips for tensile, creep, and cyclical tests

Textile materials and the specimens taken from those materials are available in many different types. They are e.g. different as to

- The basic materials and their combination (from animal, vegetable, or synthetic products)
- Shapes and dimensions (thread, tape, strip etc.)
- Structure (fibres, monofil, multifil, spun, braided, woven, knitted etc.)
- Treatments (impregnated, coated etc.)
- Properties (strength, stretching ability, elasticity, homogeneity)

According to this variety a large spectrum of specimen grips is required to meet the individual requirements.

For specimens from these materials tensile forces can only be transmitted by means of the force-holding principle. The frictional forces between specimen ends and specimen grip are principally applied according to 2 principles:

### Principle A – Flat clamping between clamping jaws

The clamping force (standard force) is either applied by an additional, outer force (hydraulic or pneumatic cylinders or screw drive) or by the deflection and amplification of the test force (self-clamping via wedges, eccentrics or lever systems). The force is nearly the same over the entire gripping length. The frictional force acts on 2 opposed sides of the specimen.

### Principle B – Clamping by wrapping around fixed cam plates or rollers

The standard force depends on the locally acting test force and its angled position and increases from zero as the gripping length increases also. The frictional force only acts on one specimen side.

When combining these two principles, the wrapping around always has priority over the clamping. Its practical realization and the shapes, dimensions and versions (frictional behaviour, elasticity) of the clamping/friction surfaces are particularly important for the field of application of the specimen grips.

When selecting the specimen grips, the following requirements must also be taken into consideration:

#### 1. Jaw break-free gripping

If the specimen breaks during the tensile test at the place where it is gripped, then smaller values are measured for the maximum force or the tensile strength and the strain assigned to it. According to most standards such tests are therefore evaluated as non-valid tests.

The probability of jaw breaks is considerably higher for a gripping action according to principle A (flat clamping) than according to principle B (wrapping around), because the tensile force is reduced over a relatively short gripping length. The high gripping force already acting at the beginning of the gripping action prevents a partial “slippage” of the specimen. This can lead to a “piling up of the force” at the beginning of the clamping and can thus release a premature break.

#### 2. Accuracy of strain measurement

For many applications, the strain can be measured indirectly as crosshead travel extension, because the demands on the measuring accuracy are not very high and thus



Hydraulic Grips



Pneumatic Grips



Screw Grips

## Specimen Grips - Range of Application

Type of Grips	Force holding principle	Nominal Load	Filaments, fine yarns	Elastic yarn	General yarn	Technical yarn	Non-woven fabrics	General fabrics	Technical fabrics	Geo-fabrics	String, ropes	Belts, cordage	Conveyor belts
Hydraulic grips	A	10 kN to 250 kN	-	-	-	-	✓	✓	✓	✓	-	-	✓
Pneumatic grips	A	20 N to 100 kN	-	-	✓	-	-	✓	✓	-	-	-	✓
Pneumatic grips	B+A	2,5 kN to 20 kN	-	-	✓	✓	-	-	✓	-	✓	-	-
Wedge grips	A	2,5 kN to 250 kN	-	-	-	-	-	-	-	-	-	-	•
Screw grips	A	20 N to 50 kN	✓	-	✓	-	✓	✓	-	-	-	-	✓
Wedge screw grips	A	500 N to 250 N	-	-	-	-	-	-	-	-	-	-	•
Spring screw grips	A	20 N / 50 N	✓	○	-	-	-	-	-	-	-	-	•
Pincer grips	A	500 N to 10 kN	-	-	-	-	-	-	-	-	-	-	•
Capstan grips	B	300 N to 2,5 kN	-	-	-	-	+	-	-	-	-	-	-
Double capstan	B+A	500 N	-	✓	-	-	-	-	-	-	-	-	-
Rope grips	B+A	2,5 kN to 100 kN	-	-	-	-	-	-	-	-	✓	-	-
Curved grips	B+A	10 kN / 20 kN	-	-	-	-	-	-	✓	-	✓	✓	-
Roller grips	B	2,5 kN to 250 kN	-	-	-	-	-	-	✓	✓	-	✓	-

✓ - Suitable for this application  
 ○ - Suitable only for cyclic tests  
 • - Suitable only for test to determine the shear, tear or adhesive properties  
 + - Suitable only for simple tensile tests, specimen width max. 32 mm

errors through deformation of the testing machine can be neglected. This applies particularly to specimen grips where the gripping force is applied by an additional force.

The realization of the test force-gripping force in case of self-gripping specimen grips has the effect that the bending up of the specimen grips and the thickness reduc-

tion of the specimen have to be compensated by a considerably larger clamping jaw tracking. This can lead to an inadmissible falsification of the strain measurement.

Grip-sensitive specimens however require specimen grips where the test force is reduced decreasingly over larger gripping lengths, e.g. via correspondingly shaped cam

plates. This has the consequence that the gripping length (reference size for the strain calculation) is not exactly defined. The strain is moreover constantly reduced in the range of the relatively long gripping area. Therefore the strain can only be determined exactly if an extension measurement system is used to record the deformation directly on the specimen.



Spring Loaded Grips



Pincer Grips



Double Capstan Grips

## Hydraulic specimen grips

- One or two-sided clamping jaw positioning
- Adjustable clamping force (Option: can be controlled by the test software dependant on the test force, for specimens that are sensitive to gripping)
- Exchangeable clamping jaws
- Special version with tandem cylinder for geo-textile specimens with a width of 200 mm for a homogeneous gripping force distribution over the entire specimen width
- Special versions for the use in temperature/climatic chambers at -70 °C to +250 °C
- Hand or foot control or control via the test software *testXpert®*

## Pneumatic specimen grips

- One or two-sided clamping jaw positioning
- Adjustable clamping force
- Exchangeable clamping jaws
- Special versions for the use in temperature-/climatic chambers at -70 °C to +250 °C
- Special versions with cam plates
- Hand or foot control

## Screw grips

- Clamping force depends on the screw moment and the elasticity of the specimen grip
- Low-cost

## Spring screw grips

- Clamping pressure adjustable by pre-stressing a spring.
- Thread guide for a simple, central gripping.
- Temperature range -15 °C to +80 °C

## Pincer grips

- Temperature range -40 °C to +250 °C

## Double capstan grips

- Exact strain measurement by adapting the distances of the deflection pulleys to the specimen's elastic behaviour
- Temperature range -15 °C to +80 °C

## Rope grips

- With a single or multiple wrapping around and mech., pneum. or hydr. gripping of the rope's end
- Temperature range -70 °C to +250 °C

## Capstan action grips

- Mech. or pneum. flat clamp with cam plate
- Temperature range: mechanical 0 °C to +100 °C  
pneumatic +10 °C to +35 °C

## Roller grips

- Gripping by means of a multiple wrapping around
- Temperature range -40 °C bis +250 °C

Note:

The wedge and wedge screw grips used for rigid specimens are not suitable for tensile tests on flexible, textile specimens.

## Tools for compression tests for the determination of the compression characteristics of insulating materials according to EN 826


A lot of round, square, and rectangular compression platens are available in different dimensions. The lower compression platens are always mounted rigidly. The upper compression platens may be mounted spherically (freely movable or alignable) to transmit the compressive force homogeneously over the entire compression platen.

## Tools for compression tests

The suitable test configuration may be selected from a large range of different bending tables with rigid and movable supports and bending fins to meet the requirements of nearly every application.



Pneumatic action capstan grips



Capstan and clamp grips for rope



Capstan webbing grips



## Extensometer

### Crosshead travel monitor

Standard equipment of all universal testing machines are digital crosshead travel monitors for a highly accurate and exactly reproducible measurement of the crosshead travel extension. Thus, the strain can be measured indirectly for many applications (without additional transducer directly on the specimen). This applies practically for all tear propagation, separation, peel, shear, and compression tests and for many tensile tests.

### Direct strain measurement

Some test standards as e.g. EN ISO 10319, tensile test on large specimen strips and ISO 283-1, tensile test on textile conveyor belt-dumbbell specimens, require the strain measurement to be carried out directly on the specimen to avoid any measuring errors that are caused by machine deformation,

clamping jaw tracking, partial slippage of the specimen out of the gripping position. This applies particularly to the use of specimen grips where the specimens are gripped in the wrap-around principle. The strain is defined as extension of the initial gauge length. The extension can be measured in 2 different ways:

#### 1. Contact measurement

Two sensor arms are attached to the specimen at the distance of the initial gauge length; they record the extension of the gauge length up to the break (the end points of the gauge length are not marked).

The force to move the sensor arms must be "applied" by the specimen and influences the force measurement. In order to measure also small test forces with a sufficient accuracy, it is necessary to keep the dragging force for the sensor arms as low as possible.

At the specimen break, the energy which is elastically stored in the specimen parts, is converted to a kinetic energy. All of a sudden, the stretched, flexible specimen parts rebound to nearly their initial length just to get bent at a high speed or to deflect laterally. This "whip effect" can damage or even destroy the sensor arms. The longer the specimen parts stretch, the higher the effect. This danger is particularly large when using specimen grips with wrap-around principle.

#### 2. Contact-free measurement

The initial gauge length is marked on the specimen with measurement marks. The travel extension of the marks is recorded optically. The measuring system cannot be damaged.

### Extension measurement systems

A simple, safe and economic extension measurement is only possible by means of a relatively large technical effort. In addition to electronic or optical test data transducers, also motor-driven sensor arms, measuring slides, control devices, microcomputers and programs, i.e. complete systems might – according to the function principle – also be required.



Video measurement system



Long stroke measurement system

## Extensometers – Shortlist

Application	Extensometers											
	Clamping the specimen						by wrapping around cams or rollers					
	between clamping jaws											
Material properties to be determined and related standards	Crosshead monitor	Macro extensometer	Long stroke extensometer	Optical extensometer	Video extensometer <sup>1)</sup>	MultiXtens	Crosshead monitor	Macro extensometer	Long stroke extensometer	Optical extensometer	Video-Extensometer <sup>1)</sup>	Laser extensometer
	<b>Tensile module</b>											
• ISO 10618	-	✓	-	-	✓	✓	-	-	-	-	-	-
• EN 12562, EN 13002-2, EN 13003-2	✓	●	-	-	●	●	+	●	-	-	●	-
<b>Secant rigidity and strain at max. force</b>												
• ISO 10319, ASTM D 4595 ASTM D 4885	-	-	-	✓	✓	-	-	-	-	✓	✓	✓
<b>Strain at x% of max. force</b>												
• ISO 283-1	-	✓	-	-	✓	✓	-	-	-	-	-	-
<b>Strain at break</b>												
• ISO 283-1	-	✓	✓	✓	✓	✓	-	-	-	-	-	-
<b>Strain at max. force and break</b>												
• ISO 10618	-	✓	-	-	✓	✓	-	-	-	-	-	-
• EN 12562, EN 13002-2, EN 13003-2	✓	●	-	-	●	●	+	●	-	-	●	-
• ISO 5079, ASTM D 3822	✓	-	-	-	-	-	-	-	-	-	-	-
• ISO 2062, prEN 14621, ASTM D 2256	✓	●	●	●	●	●	+	●	●	●	●	-
• ASTM D 885, Cords	-	-	-	-	-	-	+	○	○	●	●	-
• ASTM D 885, Fabrics	✓	●	●	●	●	●	-	○	○	✓	✓	-
• ISO 6939, ASTM D 1578	✓	●	●	●	●	●	+	●	●	●	●	-
• ISO 3341, ASTM D 2343	✓	●	-	-	●	●	+	●	-	-	●	-
• ISO 9163	✓	●	●	●	●	●	-	-	-	-	-	-
• ISO 13934-1, ASTM D 5035	✓	●	●	●	●	●	-	○	○	●	●	●
• EN 29073-3, EN 4606, EN 3342	✓	●	●	●	●	●	-	-	-	-	-	-
• ISO 1421, ASTM D 751	✓	●	●	●	●	●	-	○	○	●	●	●
• EN 1492-1, ASTM D 6775	-	-	-	-	-	-	-	○	○	✓	✓	✓
• EN 61067-2, EN 565	-	○	○	✓	✓	○	-	○	○	✓	✓	-
• ISO 2307, EN 892	-	-	-	-	-	-	-	-	-	✓	✓	✓
• EN 564	-	-	-	-	-	-	-	○	○	✓	✓	✓

✓ - Suitable for this application  
 + - Suitable for this application if the deflection in the specimen grips is max. 180°  
 ○ - Suitable for this application if there is no risk that the sensor arms get damaged due to specimen parts rebounding at specimen break  
 ● - Is used if a higher measuring accuracy without clamping influence is required. Mechanical measuring systems can only be used if there is no risk that they get damaged at specimen break. When using contactless measuring systems, a specimen marking is required

<sup>1)</sup> The objectives of the video measuring system cannot be changed during the test. Optionally the determination of variations in width are also possible

## Non-contacting Extensometers - Technical Data / Special Features

	Optical Extensometer	Laser Extensometer	Video Extensometer
Measurement system	Incremental, 2 cameras	Rotation laser, 0,5 W He/Ne	Digital video cam with image processing system
Gage length $L_0$	10 to 900 mm	10 mm (tension), 20 mm (compression)	$\geq 5$ mm
$L_0$ -marking	circular reflectors	line reflectors	line reflectors
Mesuring range	1000 mm - $L_0$	approx. 400 mm	field of view <sup>1)</sup> : e.g. 50/200/1000 mm
Resolution	5 $\mu$ m	12 $\mu$ m	0,5 / 2 / 10 $\mu$ m <sup>1)</sup>
Accuracy	class 1 acc. to ISO 9513 from 3 mm	class 1 acc. to ISO 9513, from 5 mm	class 1 acc. to ISO 9513, with field of view < 100 mm class 2 acc. to ISO 9513, with 8 mm objective
Advantages	<ul style="list-style-type: none"> <li>proved, good to use deformation measurement system for very elastic material</li> <li>secure and accurate measurement until break</li> <li>convenient for measurement in temperature chambers due to heated optical glass</li> <li>Automatic gage length recognition</li> </ul>	<ul style="list-style-type: none"> <li>convenient for measurement in temperature chambers due to heated optical glass window.</li> </ul>	<ul style="list-style-type: none"> <li>Flexible adaptation to materials and test procedures</li> <li>automatic gage length recognition</li> <li>secure and accurate measurement until break</li> <li>convenient for measurement in temperature chambers due to heated optical glass window</li> </ul>

<sup>1)</sup> Measuring range and resolution depends on objective used

## Extensometers with Sensor Arms - Technical Data / Special Features

	Macro Extensometer	Mechanical Extensometer	MultiXtens
Measurement system	Incremental	Incremental	Incremental
Gage length $L_0$	10 - 100/205 mm	10 to 1000 mm, manual adjustment	from 10 mm continuously adjustable
Measuring range	80/120/160 mm	1000 mm, minus gage length $L_0$	700 mm, minus $L_0$
Resolution	0,3/0,6/0,9/1,2 $\mu$ m	5 $\mu$ m	0,02 $\mu$ m
Accuracy	Class 1 acc. to ISO 9513, class 1 acc. to ISO 9513 from 1 mm	Class 2 acc. to ISO 9513,	Class 0.5 acc. to ISO 9513
Sensor arm traction	< 0,05 N	< 0,2 N	< 0,02 N
Special features	Motorized sensor attachment Autom. gage length setting (Allround-Version)	Motorized sensor attachment	Motorized sensor attachment Autom. gage length setting
Applications	For textiles and compounds, with low or medium strain textile/plastic compoundswith max. forces from approx. 20 N	For textiles, textile/ rubber, textile/elastomer and	For textiles and compounds from low to high strain
Advantages	<ul style="list-style-type: none"> <li>robust and easy operation</li> <li>low sensor arm traction</li> <li>crosshead contact protection</li> <li>exchangeable sensor arms for different measuring ranges</li> <li>convenient for measurement in temperature and climatic chambers</li> </ul>	<ul style="list-style-type: none"> <li>robust and easy operation</li> <li>strain measurement until break without lifting sensor arms</li> <li>exchangeable sensor arms</li> <li>convenient for measurement in temperature and climatic chambers</li> </ul>	<ul style="list-style-type: none"> <li>high precision even at long displacement and in temperature chambers</li> <li>convenient for cyclic tests</li> <li>easy sensor changing and automatic sensor recognition</li> </ul>

## Temperature and climatic chambers

### Temperature / climate

Many textile and textile-related materials strongly change their mechanical properties depending on the humidity of air and ambient temperature. One of these influences is illustrated by the following graphic. It shows how the maximum tensile force of a viscose fabric is reduced as the relative humidity of air increases.

According to the later use of the material, particularly in the geotechnical, automobile, and aeronautics industry, it may be very important to know the behaviour of materials under different environmental conditions.

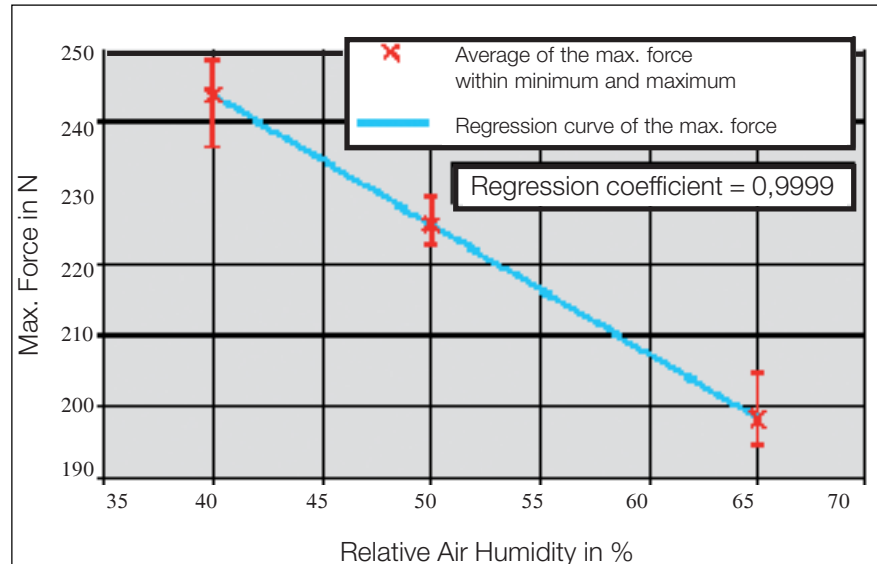
The mechanical properties of textile and textile-related materials in an extended temperature and climatic range are predominantly tested for research and development purposes.

Zwick offers a complete product range of temperature devices corresponding to the multitude of different requirements.

### Temperature chambers

Zwick temperature chambers show the following characteristics:

- Aperture for sensor arms on the rear left side (45°)
- Eurotherm temperature controller with digital display for actual and set value
- Illumination inside the chamber
- Front door with insulated window  
\* Sliders for removing the chamber without dismantling the grips
- Insulation and electrical design according to the CE safety regulations



Maximum tensile force depending on the relative humidity of air for viscose fabric

### Climatic chambers

Temperature chambers with control of the relative humidity of air are called climatic chambers. Since the requirements for the humidity and temperature range strongly vary, climatic chambers are specified on request.

### Available options

Several options are available according to the specification of the testing machine and the needs of the laboratory.

- Heatable optical glass insert to ensure a homogeneous temperature distribution when using optical extensometers
- Guiding rails or trolley to move the chamber out of the test area
- Recording and control of the temperature by the *testXpert*®-Software via RS 232-interface
- Direct temperature measurement and control on the specimen
- Liquid nitrogen tank, 100 litres, with pressure device, control valve, filling level indicator and safety device

### Cooling with liquid nitrogen (LN<sub>2</sub>) or carbon dioxide (CO<sub>2</sub>)

This type of cooling is used if tests below room temperature are to be carried out from time to time. The cooling effect generated by vaporizing the liquid nitrogen or carbon dioxide. These gases are non-toxic. A sufficient ventilation of the testing laboratory is required, however.

The optional 100 litres liquid nitrogen tank (3/8"-connection) is sufficient for several hours of tests.

### Cooling by use of a refrigeration unit

Cooling is generated by a compressor. This method is used if tests below room temperature are frequently required, if procurement of liquid nitrogen or carbon dioxide is too difficult or if the use of liquid nitrogen or carbon dioxide is forbidden for safety reasons.



The energy transmission can be realized by the use of air-cooled heat exchangers (the energy stays in the room) or by a water-cooled heat exchanger (the energy does not heat up the laboratory, but more expensive since cooling water is needed). Refrigeration units generate more noise than vaporizing systems.



## Temperature Chambers

<b>Used with Table</b>	<b>top and floor standing machines</b>		<b>only floor standing machines</b>	
Test area height	normal	higher	normal	higher
Test area width	normal	normal	larger	larger
<b>Dimensions (external/internal)</b>				
Height, mm	650 / 500	850 / 700	800 / 650	1000 / 850
Width, mm	400 / 260	400 / 260	600 / 450	600 / 450
Depth, mm	825 / 360	825 / 360	1150 / 645	1150 / 645
<b>Temperature range (from/to)</b>				
no cooling	amb. / 250 °C <sup>2) 3)</sup>			
cooling with				
• CO <sub>2</sub>	-60 / 250 °C <sup>3)</sup>	-60 / 250 °C <sup>3)</sup>	-60 / 250 °C <sup>1) 3)</sup>	-60 / 250 °C <sup>1) 3)</sup>
• LN <sub>2</sub>	-80 / 250 °C <sup>3)</sup>	-80 / 250 °C <sup>3)</sup>	-80 / 250 °C <sup>3)</sup>	-80 / 250 °C <sup>3)</sup>
• Air cooled refrig. unit	-40 / 250 °C <sup>3)</sup>	-40 / 250 °C <sup>3)</sup>	-40 / 250 °C <sup>3)</sup>	-40 / 250 °C <sup>3)</sup>
	-70 / 250 °C <sup>3)</sup>	-70 / 250 °C <sup>3)</sup>	-70 / 250 °C <sup>3)</sup>	-70 / 250 °C <sup>3)</sup>
• Water cooled refrig. unit	-40 / 250 °C <sup>3)</sup>	-40 / 250 °C <sup>3)</sup>	-40 / 250 °C <sup>3)</sup>	-40 / 250 °C <sup>3)</sup>
	-70 / 250 °C <sup>3)</sup>	-70 / 250 °C <sup>3)</sup>	-70 / 250 °C <sup>3)</sup>	-70 / 250 °C <sup>3)</sup>

<sup>1)</sup> Chamber depth 1080/540 mm  
<sup>2)</sup> Without lateral slot for duct of mechanical or optical extensometers, without removable slides.  
<sup>3)</sup> Temperature chambers with other temperature ranges on request.

## Special testing machines and systems

These testing machines are developed according to the field of application in question in close cooperation with the customer. They are mainly based on the components of standard testing machines.

## Examples of special testing machines for textile applications



Zwick Z010 with unit for the determination of the unrolling resistance of bandages.



Fully automatic materials testing system with circulating specimen magazine



Materials testing machine in horizontal position for alpine ropes.



Materials testing machine in horizontal position for conveyor belts.

## Speed in research, development and quality assurance of components with textile elements

- Electro-mechanical testing actuator
- Servo-hydraulics

The **electro-mechanical testing actuators** are designed for flexible use. Linear units are available for the load ranges 1 kN, 2 kN and 5 kN. These linear units apply loads to certain defined points at a speed of up to 0.5 m/s in both the tensile and compression directions. This performance range encloses almost the entire spectrum as required for textile testing.

Decisive advantages of this modular system are the control of the actuator via the Zwick electronics *testControl* and input of parameters via the Zwick

test software *testXpert®*. Whereby all functions of a standard testing machine are available, e.g. defined, high precision approach to positions, an adjustable force control or smooth switching between types of operation within a test.

Our **servo-hydraulic testing machines** are suitable for tensile, compression and flexure tests with increasing, continuous, pulsating and alternating loading through zero for static, quasi-static and dynamic loading. The palette of tests is seemingly unending, e.g. textile-elastomer compounds, ropes, laminates and adhesive tapes, etc., to name but a few.



Testing of visco-elastic properties on textile reinforced car components.



Dynamic fatigue test on snowboard boot.

## Zwick Services

### Worldwide Service

Customer satisfaction is top priority of the Zwick Roell Corporation. With local service organizations in over 50 countries, we help optimize the return on your investment and to ensure the functionality of your testing machine.

### Engineering Consulting Services



Changing specifications, new test requirements, or the installation or modification of a test lab can be optimized by consulting experts. Experienced Zwick engineers can advise you in the planning and implementation of such complex projects to meet your exacting requirements.

### Demonstration

The decision to purchase a materials testing system and accessories depends on a number of factors. In order to help facilitate this decision, Zwick maintains a fully-equipped Applications Lab to perform trial tests to ensure the selection of the appropriate equipment and accessories.

### Pre-Testing

In the course of new, modified, or very complex applications, it is necessary to perform specific tests prior to purchasing or expanding a test system. Zwick's Application Lab is available in conjunction with its numerous experts and extensive selection of machines and fixtures in order to initially verify the testing set-up.

### Contract Testing



Whether for new test requirements or tests performed to particular technical specifications, the Zwick Contract Lab provides timely and accurate test results on a contract basis. Please contact us for specific contract testing capabilities and pricing.

### Application Technology Seminars

Active collaboration with partners from research and technology qualifies us to impart knowledge in principles of materials testing and expertise within Application Technology Seminars.

### Preliminary acceptance



Prior to delivery of your machine, you have the opportunity to conduct a preliminary acceptance checkout at our facility. This will allow you become acquainted with the operation of the machine and confirm the agreed-upon functionality.

### Transport

Everything is available from a single source with ZwickService. Upon request, and where applicable, within the scope of initial operation, ZwickService will monitor the complete transport. Beyond that, it is also possible to have the machine transported all the way to the installation site. Convenient and professional. You no longer need to be concerned about the transport at your facility.

### Retrofit

Converting the old into new — ZwickService specialists professionally perform the upgrade of your existing materials testing machine, regardless of the original manufacturer. This allows the latest digital control technology and software automation to enhance the performance of your testing system at the fraction of the cost of a new system.

## Installation



ZwickService ensures the optimal installation of your testing machine and accessories based on the experience from several thousand installations. Functional tests performed prior to final acceptance guarantee a successful installation process.

## Hardware Overview

Nothing is left to chance during ZwickService test machine commissioning. The on-site commissioning is performed systematically and professionally on a checklist basis, and ensures an optimal utilization of the test hardware.

## Software Overview

The introduction is performed following a checklist procedure, using a specific example from the operator's daily practice. The results will be saved for later use. Alternatively, ZwickService offers a two-stage introduction which includes an initial basic overview and a final review at a later date.

## Machine Relocation

ZwickService provides for the complete relocation of your testing machine as needed. Our experienced management team takes responsibility for the detailed planning, from the disassembly and transport, through to re-installation of the machine. The machine will be ready for testing at its new location on schedule. Independent of the manufacturer of your testing machine – ZwickService has specially trained and experienced staff for every make or model.

## Software Adaptation

Our software engineers have the solid technical expertise from years of experience to quickly deliver programming tailored to your individual needs. The testing requirements are defined in close cooperation and agreement with you and subsequently carried out according to these specific needs.

## Product Training



Zwick maintains a staff of qualified, expert trainers, who have extensive practical experience and who conduct product training courses either at Zwick, or specially customized to be performed at the customer's facility.

## Customer Support



The trouble-free performance of your testing machine is of importance to us. Should any unforeseen malfunction occur with the machine's hardware or software, our competent experts at our Hotline will be happy to assist you. If you are not able to speak to someone immediately, we promise to return your call as soon as possible.



## Support Desk

Our Support Desk is a cost-saving alternative to on-site visits or training by a service technician. We assist you in questions regarding the operation of hardware and software, adaptation of your test programs or offer further technical support. The extensive application experience enables our service technicians to provide quick and effective solutions to any questions you might have.



## Rentals

Whether for temporary testing requirements or to satisfy a short-term need, ZwickService provides the rental of testing grips. Please contact us for further information about the rental service.

## Maintenance

Upon request, ZwickService performs the regularly-required maintenance of machine and accessories as described in the instruction manual and monitors the maintenance intervals.

## Inspection

ZwickService helps reduce downtime significantly by regularly inspecting your test system. The inspection plan documents the condition of the machine, allows immediate exchange of worn parts as needed, and the recommendation of preventive measures.

## Repair Work



Should a failure in your materials testing machine occur in spite of thorough inspection and maintenance, one of the many technicians of the ZwickService network is available on short notice. Spare parts, from Zwick's large inventory, will be dispatched within short term.

## Calibration

ZwickService calibrates your testing machine and testing systems compliant to the current national and international standards, including ISO and ASTM. Zwick has associated calibration laboratories in different countries, all of them accredited in accordance with ISO/IEC 17025. Consequently we are authorized for on-site calibration of testing machines and testing systems according to the relevant standards (DKD, UKAS, COFRAC, A2LA) and to issue the corresponding calibration certificates which are internationally accepted.

## Software Upgrade

Upgrade your *testXpert*<sup>®</sup> software to the latest version. This allows you to take advantage of the most recent developments and the enhanced functionality of *testXpert*<sup>®</sup>. The latest changes of relevant materials testing standards are also incorporated in the latest *testXpert*<sup>®</sup> version.

When upgrading your outdated DOS software to the latest Windows technology you can take advantage of improved performance and benefits. With an upgrade from *testXpert*<sup>®</sup> to *testXpert*<sup>®</sup>II you benefit from the latest significant developments in application software.



## Software-Support Agreement

With a Software Support Contract from Zwick you are ensuring that you have the latest testing technology and capabilities including the updated testing standards and test methods.

This service is further enhanced by other attractive *testXpert*<sup>®</sup> offers regarding training, technical application support by phone or on site as well as special conditions on additional Zwick services. In addition, the software support contract offers a price advantage compared to individual software updates

<sup>1</sup> DKD: Deutscher Kalibrier-Dienst

<sup>2</sup> UKAS: United Kingdom Accreditation Service

## Standards and Test Devices

Contents	Standard	Test Means / Test Instrument	Page
<b>1 General Basics</b>			
<b>1.1 Test Devices: Construction, Test Device's Test, Accuracy; Environmental Requirements</b>			
• Tensile, compression, flexure test machines	ISO 7500-1, ASTM D 76, ISO 9513, ASTM E 4 DIN 51220, ASTM E 83,		
• Standard Practice for Statements on Precision and Bias for Textiles	ASTM D 2906		
• Practice for Conducting an Interlaboratory Study	ASTM E 691, ASTM D 4467		
• Normal climate for conditioning and testing	ISO 139, DIN 50014, ISO 554, ASTM D 1776, ISO 2231		
<b>1.2 Sampling and Specimen Preparation</b>			
• Fibers, yarns and textile fabrics	EN 12751, ASTM D 2905, ASTM D 4271		
• Yarns	ASTM D 2258		
<b>2 Test methods for Fibers and Filaments</b>			
<b>2.1 Fiber Length</b>			
• Individual fiber measurement method	DIN 53808-1, ISO 6989, ASTM D 5103	Aux. means compliant to standards	
• Cotton, comb staple method	DIN 53806	Comb sorter	
• Cotton, gage length and eveness	DIN 53944	Aux. means compliant to standards	
• Wool, comb staple method	ISO 920, ASTM D 519, ASTM D 1575, ASTM D 1234	Comb sorter	
<b>2.2 Fibers, Determination of Linear Density and Diameter</b>			
• Fibers, linear density	EN ISO 1973, ASTM D 1577, ASTM D 861a	Fiber fineness measurement device	
• Mono-filaments, linear density	EN 13392	Yarn reel or scale	
• Fiber diameter in micro-projection	DIN 53811, ASTM D 2130 ISO 137	Microscope with scale	
<b>2.3 Fiber and Filament Resistance</b>			
• Staple fibres, tensile test	EN ISO 5079, ASTM D 3822	Fiber strength test instrument	
• Staple fibers, loop tensile test	DIN 53843-2, ASTM D 3217a	Fiber strength test instrument	
• Cotton fibers, bundle strength	ISO 3060, ASTM D 1445	Bundle strength tester	
• Wool fiber bundles, tensile test at a grip-to-grip-separation of 1 inch (25,4 mm)	ASTM D 1294	Bundle strength tester	
• Wool fiber bundles, tensile test at a grip-to-grip-separation of 1/8 inch (3,2 mm)	ASTM D 2524	Bundle strength tester	
• Monofilaments, tensile test	EN 13895	Materials testing machine	11-12
<b>2.4 Shrinkage</b>			
• Monofilaments, thermal shrinkage	EN 13844	Thermal shrinkage chamber	
• Fibers, thermal shrinkage	ASTM D 5104	Aux. means compliant to standards	
• Fiber bundles, thermal shrinkage	ASTM D 2102	Aux. means compliant to standards	
<b>2.5 Commercial Mass and Commercial Linear Density</b>			
• Bast fibers and hard fibers	ISO 6741-1, DIN 53800-1, DIN 53800-2	Aux. means compliant to standards	

Contents	Standard	Test Means / Test Instrument	Page
<b>3 Test methods for Fiber Tapes and Threads</b>			
<b>3.1 Unevenness</b>			
• Capacitive test	DIN 53817-2, ISO 2649	Uster Tester	
<b>3.2 Linear Density and Mass of Yarns</b>			
• Yarns, short length method	DIN 53830-3, ISO 7211-5, ASTM D 1059, ASTM D 1907 ASTM D 861a	Aux. means compliant to standards	
• Yarns, skein method	EN ISO 2060	Yarn reel	
• Elasto-yarns, short length method	DIN 53830-4	Aux. means compliant to standards	
• Determination of commercial mass and linear density	ISO 6741-1, DIN 53800-1 DIN 53800-2, ASTM D 2720, ASTM D 2494	Aux. means compliant to standards Aux. means compliant to standards Aux. means compliant to standards	
<b>3.3 Twist in Yarns</b>			
• Yarns, Direct Count Method	EN ISO 2061, ISO 7211-4, ASTM D 1423	Yarn twist tester	
• Yarns, Untwist-Retwist Method	ISO/FDIS 17202, ASTM D 1422	Yarn twist tester	
<b>3.4 Fiber Strength</b>			
• Yarns from packages, tensile test	EN ISO 2062, ASTM D 2256	Materials testing machine	11-12
• Multifilament yarns	prEN 14621	Materials testing machine a. o.	11-12
• Yarn skeins, tensile test	ISO 6939, ASTM D 1578	Materials testing machine	11-12
• Twine and yarns, knot tensile test	DIN 53842-1	Materials testing machine	11-12
• Yarns, loop tensile test	DIN 53843-1	Materials testing machine	11-12
• Sewing threads, tensile test and other test methods	ASTM D 204	Materials testing machine a. o.	11-12
<b>3.5 Elastic Behaviour</b>			
• Single and plied elastomeric yarns, repeated application of tensile load between constant extension limits	DIN 53835-2	Materials testing machine	11-12
• Single and plied elastomeric yarns, single application of tensile load between constant extension limits	DIN 53835-3	Materials testing machine	11-12
• Single and plied elastomeric yarns, single application of tensile load between constant force limits	DIN 53835-4	Materials testing machine	11-12
• Elastomeric yarns, permanent deformation	ASTM D 3106	Materials testing machine	11-12
<b>3.6 Crimp</b>			
• Textured filament yarns; filament yarns with a linear density of up to 500 dtex	DIN 53840-1	Reel, heating chamber length measurement device	
• Textured filament yarns; filament yarns with a linear density exceeding 500 dtex	DIN 53840-2	Reel, heating chamber, length measurement device	
<b>3.7 Shrinkage</b>			
• Twine and yarns, shrinkage in water	DIN 53866-2	Aux. means compliant to standards	
• Twine and yarns, shrinkage in hot air	DIN 53866-3	Aux. means compliant to standards	
• Twine and yarns, shrinkage in steam	DIN 53866-4	Aux. means compliant to standards	
• Twine and yarns, determination of shrinkage in gaseous and fluid media	DIN 53866-12	Aux. means compliant to standards	
• Twine and yarns, determination of shrinkage in boiling water, dry heat or saturated steam	ASTM D 2259	Aux. means compliant to standards	
<b>3.8 Fiber Friction</b>			
• Coefficient of Friction, Yarn to Solid Material	ASTM D 3108	Aux. means compliant to standards	
• Coefficient of Friction, Yarn to Yarn	ASTM D 3412	Aux. means compliant to standards	

Contents	Standard	Test Means / Test Instrument	Page
<b>4 Textile Physical Test Methods for Textile Fabrics</b>			
<b>4.1 Design Features (Mass Proportion, Fiber Length Ratios, Fiber Density)</b>			
• Textiles, Determination of the mass portion of warp and weft	DIN 53856, ISO 7211-6	Aux. means compliant to standards	
• Textiles, number of threads per unit length	EN 1049-2, ISO 7211-2, ASTM D 3775 a	Aux. means compliant to standards	
• Woven and knitted fabrics, determination of yarn length ratios	DIN 53852	Aux. means compliant to standards	
• Textiles and knitted fabrics, determination of number of stitches per unit length and unit area	EN 14971	Aux. means compliant to standards	
<b>4.2 Area Mass, Width and Length</b>			
• Fabric, Mass Per Unit Area	ASTM D 3776	Aux. means compliant to standards	
• Woven fabrics, Mass Per Unit Area	ISO 3801, EN 12127	Aux. means compliant to standards	
• Non-wovens, Mass Per Unit Area	EN 29073-1, ISO 9073-1	Aux. means compliant to standards	
• Textiles and fabrics, width and length	EN 1773, ASTM D 3773, ASTM D 3774	Aux. means compliant to standards	
<b>4.3 Thickness and Compressibility</b>			
• Woven fabrics, thickness	EN ISO 5084	Thickness gage	
• Non-woven, thickness	EN ISO 9073-2, ASTM D 5729	Thickness gage	
• Textiles and fabrics, thickness	ASTM D 1777	Thickness gage	
• Highloft Nonwoven Fabrics, thickness	ASTM D 5736		
• Textiles, compression	DIN 53885	Thickness gage	
<b>4.4 Strength, Strip Method</b>			
• Textiles, strip method	EN ISO 13934-1	Materials Testing Machine	11-12
• Nonwovens, cut strip method	EN 29073-3, ISO 9073-3	Materials Testing Machine	11-12
• Fabrics, grab test	EN ISO 13934-2	Materials Testing Machine	11-12
• Fabrics, cut strip method	Marks & Spencer P11	Materials Testing Machine	11-12
• Fabrics, cut strip method	ASTM D 5035	Materials Testing Machine	11-12
• Fabrics, grab test	ASTM D 5034	Materials Testing Machine	11-12
• Fabrics, seam rupture cut strip method	EN ISO 13935-1	Materials Testing Machine	11-12
• Fabrics, seam rupture grab test	EN ISO 13935-2	Materials Testing Machine	11-12
<b>4.5 Tearing Strength</b>			
• Fabrics, Elmendorf tearing test	EN ISO 13937-1, ASTM D 1424	Elmendorf Tester	
• Nonwovens, Elmendorf tearing test	ASTM D 5734	Elmendorf Tester	
• Fabrics, single tear method	EN ISO 13937-2, ASTM D 2261	Materials Testing Machine	11-12
• Nonwovens, tear growth test	DIN 53859-4	Materials Testing Machine	11-12
• Fabrics, tear force of wing-shaped specimens	EN ISO 13937-3	Materials Testing Machine	11-12
• Fabrics, tear force of tongue-shaped specimens	EN ISO 13937-4	Materials Testing Machine	11-12
• Nonwovens, tear force of tongue-shaped specimens	ASTM D 5735	Materials Testing Machine	11-12
• Textile fabrics, trapezoid method	DIN 53859-5, ASTM D 5587	Materials Testing Machine	11-12
• Nonwovens, trapezoid method	EN ISO 9073-4, ASTM D 5733	Materials Testing Machine	11-12



Contents	Standard	Test Means / Test Instrument	Page
<b>4.6 Elastic Behaviour</b>			
• Textile Fabrics (except knitted fabrics), single application of tensile load between constant extension limits	DIN 53835-13	Materials Testing Machine	11-12
• Knitted fabrics single strain between two force limits	DIN 53835-14	Materials Testing Machine	11-12
• Narrow Elastic Fabrics, static load	ASTM D 5278	Materials Testing Machine	11-12
• Textile Fabrics, determination of elasticity, strip test	EN 14704-1	Materials Testing Machine	11-12
• Textile Fabrics, determination of elasticity, multiaxial tests	EN 14704-2	Materials Testing Machine	11-12
• Narrow Fabrics, determination of elasticity	EN 14704-3	Materials Testing Machine	11-12
• Elastic Fabrics, Tension and Elongation, Loop-Tension	ASTM D 4964	Materials Testing Machine	11-12
• Extension and Modulus of Elastomeric Fabrics Narrow Elastics	Marks & Spencer, P14	Materials Testing Machine	11-12
• Extension and Modulus of Stretch Laces	Marks & Spencer, P14A	Materials Testing Machine	11-12
• Elastic Properties of Fabrics Labelled "Lycra®Soft"	Marks & Spencer, P14B	Materials Testing Machine	11-12
• Extension and Modulus of Bare Rubber Tapes	Marks & Spencer, P14C	Materials Testing Machine	11-12
• Extension, Residual Extension of Stretch Woven Fabrics	Marks & Spencer, P15 Teil 1	Materials Testing Machine	11-12
• Extension, Modulus and Residual Extension of Stretch Fabrics	Marks & Spencer, P15A	Materials Testing Machine	11-12
• Stretch Fabrics, power and recovery	Test Method LTD 03	Materials Testing Machine	11-12
• Elastics, Load, Elongation & Recovery	Test Method LTD 06	Materials Testing Machine	11-12
• Bra Band, Elasticity	Test Method LTD 07	Materials Testing Machine	11-12
<b>4.7 Slippage Resistance</b>			
• Seam slippage resistance of yarns at a seam in woven fabrics; Fixed seam opening method	EN ISO 13936-1	Materials Testing Machine	11-12
Fixed load method	EN ISO 13936-2	Materials Testing Machine	11-12
Needle clamp method	EN ISO 13936-3	Materials Testing Machine	11-12
• Seam slippage resistance	Marks & Spencer P12	Materials Testing Machine	11-12
<b>4.8 Special Seam Tests</b>			
• Standard Test Method for Failure in Sewn Seams of Woven Apparel Fabrics	ASTM D 1683	Materials Testing Machine	11-12
<b>4.9 Stiffness and Crease Recovery</b>			
• Textile fabrics (ex. nonwovens), coated or not coated fabrics; determination of stiffness in bending; Method according to Cantilever	DIN 53362	Cantilever Tester	
• Nonwovens; determination of bending length	EN ISO 9073-7	Aux. means compliant to standards	
• Textiles, determination of the bending strength, method according to Schlenker	DIN 53864	Schlenker Bending Stiffness Tester	
• Fabrics, determination of the recovery from creasing	EN 22313, ISO 2313	Aux. means compliant to standards	
• Textiles determination of the recovery from creasing	DIN 53891-2 on the wet sample	Aux. means compliant to standards	

Contents	Standard	Test Means / Test Instrument	Page
<b>4.10 Delamination and Adhesion Tests</b>			
• Delamination of fusible interlinings from upper fabrics; mechanical delamination test	DIN 54310	Materials Testing Machine	11-12
• Thermoplastics; determination of adhesion of textile fabrics	ISO 36	Materials Testing Machine	11-12
• Adhesion to Flexible Substrate between plies of fabric bonded with rubber	ASTM D 413	Materials Testing Machine	11-12
<b>4.11 Abrasion and Pilling Test Methods</b>			
• Fabric propensity to pilling	EN ISO 12945-1	Pilling Box	
• Propensity to pilling, Martindale method, modified	EN ISO 12945-2	Martindale Abrasion Tester	
• Propensity to pilling, random-tumble method	DIN 53867	Random-Tumble-Pilling-Tester	
• Abrasion resistance of fabrics, Martindale method	EN ISO 12947-1, ASTM D 4966	Martindale Abrasion Tester	
• Abrasion resistance of fabrics, Martindale method Determination of specimen breakdown	EN ISO 12947-2	Martindale Abrasion Tester	
• Abrasion resistance of fabrics, Martindale method Determination of mass loss	EN ISO 12947-3	Martindale Abrasion Tester	
• Abrasion resistance of fabrics, Martindale method Assessment of appearance change	EN ISO 12947-4	Martindale Abrasion Tester	
• Pilling Resistance, Surface Changes	ASTM D 3511	Brush Pilling Tester	
• Pilling Resistance, Surface Changes	ASTM D 3512	Random Tumble Pilling Tester	
• Abrasion Resistance, Rotary Platform, Double-Head Method	ASTM D 3884	Taber double-head tester (RPDH)	
• Abrasion Resistance, Flexing and Abrasion Method	ASTM D 3885	Aux. means compliant to standards	
• Abrasion Resistance, Inflated Diaphragm Method	ASTM D 3886	Aux. means compliant to standards	
• Abrasion Resistance, Oscillatory Cylinder Method	ASTM D 4157	Aux. means compliant to standards	
• Abrasion Resistance, Uniform Abrasion	ASTM D 4158	Aux. means compliant to standards	
• Abrasion Resistance, rotary abrasion test	DIN 53863-2	Schopper- or Frank-Hauser-Abrasion Tester	
• Knitted footwear garments, Abrasion Resistance	EN 13770	Martindale Abrasion Tester	
<b>4.12 Burst Tests</b>			
• Hydraulic Method	EN ISO 13938-1, ASTM D 3786	Hydraulic Diaphragm Bursting Tester	
• Pneumatic Method	EN ISO 13938-2	Bursting Tester	
• Constant-Rate-of-Traversal (CRT) Ball Burst Test	ASTM D 3787	Materials Testing Machine	11-12
<b>4.13 Air Permeability</b>			
• Textile fabrics	EN ISO 9237, ASTM D 737	Air Permeability Tester	
<b>4.14 Other Special Test Methods for Textile Fabrics and Knitted Fabrics</b>			
• Textile fabrics, Bulging tendency, elbow-test	DIN 53860-1	Aux. means compliant to standards	
• Sewing behaviour of knitted fabrics	DIN 53882	Sewing-machine	
• Fibre migration tendency - Tumble-method	DIN 53865	Aux. means compliant to standards	
<b>4.15 Other Special Test Methods for Nonwovens</b>			
• Nonwovens, Needle Tearing Out Resistance	DIN 54301	Materials Testing Machine	11-12
• Nonwovens, Compression Elastic Behaviour	DIN 54305	Materials Testing Machine	
• Standard Test Methods	ASTM D 1117	Materials Testing Machine a. o.	11-12
• Nonwoven Compresses for Medical Use	EN 1644-1, EN 1644-2	Materials Testing Machine a. o.	11-12
• Determination of drape coefficient	EN ISO 9073-9	Aux. means compliant to standards	

Contents	Standard	Test Means / Test Instrument	Page
<b>5 Textile physical Test Methods for Special Product Groups, including Textile Related Products</b>			
<b>5.1 Coated Fabrics</b>			
• Standard Test Methods	ASTM D 751	Materials Testing Machine a. o.	11-12
• Coated and Laminated Fabrics for Architectural Use	ASTM D 4851	Materials Testing Machine a. o.	11-12
• Bonded, Fused, and Laminated Apparel Fabrics	ASTM D 2724	Materials Testing Machine a. o.	11-12
• Stiffness in Bending, Cantilever Method	DIN 53362	Cantilever Tester	
• Tensile Test	EN ISO 1421	Materials Testing Machine	11-12
• Determination of tear resistance	EN ISO 4674-2	Elmendorf Tester	
• Tear resistance, trapezoidal method	EN 1875-3	Materials Testing Machine	11-12
• Tongue tear, trouser tear method	EN ISO 4674-1	Materials Testing Machine	11-12
• Tear growth test	DIN 53356	Materials Testing Machine	11-12
• Blocking resistance	EN 25978, ISO 5978	Aux. means compliant to standards	
• Coating adhesion	EN ISO 2411	Materials Testing Machine	11-12
• Rubber to fabric adhesion	ISO 4637	Materials Testing Machine	11-12
• Determination of bursting strength diaphragm bursting tester; hydraulic pressure	ISO 3303	Materials Testing Machine (Meth. A)	11-12
• Bursting Strength, steel ball method	EN 12332-1	Materials Testing Machine	11-12
• Bursting Strength, hydraulic method	EN 12332-2	Bursting Tester	
• Low-temperature bend test	ISO 4675, ASTM D 2136	Aux. means compliant to standards	
• Resistance to damage by flexing	EN ISO 7854	Aux. means compliant to standards	
• Determination of abrasion resistance	EN ISO 5470-1 EN ISO 5470-2	Taber Abrader Martindale Abrasion Tester	
<b>5.2 Floor Covering</b>			
• Pile Yarn Floor Covering, Standard Test Methods	ASTM D 6719	Materials Testing Machine a. o.	11-12
• Determination of Tuft Withdrawal Force	ISO 4919	Materials Testing Machine	11-12
• Thickness loss of textile floor coverings at static load	DIN 54316	Materials Testing Machine	11-12
• Textile floor coverings, determination of resistance to delamination	ISO 11857, ASTM D 3963	Materials Testing Machine a. o.	11-12
• Textile floor coverings, determination of friability of attached foams	ISO 11858	Materials Testing Machine a. o.	11-12
• Textile floor coverings, Determination of thickness	ISO 1765	Aux. means compliant to standards	
<b>5.3 Upholstery Fabrics</b>			
• Specification and test methods	EN 14465/prA1	Materials Testing Machine a. o.	11-12
<b>5.4 Reinforcement Textiles</b>			
• Para-aramid multifilament yarns	EN 12562	Materials Testing Machine	11-12
• Para-aramid fibre filament yarns	EN 13003-2	Materials Testing Machine	11-12
• Carbon fibre yarns	EN 13002-2	Materials Testing Machine	11-12
• Carbon fibre - Determination of tensile properties of resin-impregnated yarn	EN ISO 10618	Materials Testing Machine	11-12
• Continuous Filament Carbon and Graphite Fiber Tows and Rovings, tensile test	ASTM D 4018	Materials Testing Machine	11-12
• Reinforcement fibres for plastics, tensile test	DIN 65382	Materials Testing Machine	11-12
• Reinforcement yarns, linear density	EN ISO 1889	Aux. means compliant to standards	
• Reinforcement yarns, determination of twist	EN ISO 1890	Twist Tester	
• Tire Cords, Tire Cord Fabrics	ASTM D 885	Materials Testing Machine	11-12
• Industrial Filament Yarns			
• Physical Properties of Fabrics, Yarns, and sewing thread used in inflatable restraints	ASTM D 5446	Materials Testing Machine	11-12
• Mats and fabrics, mass per unit area	ISO 3374	Aux. means compliant to standards	


Contents	Standard	Test Means / Test Instrument	Page
<b>5.5 Textile Glass Products</b>			
• Textile Glass Yarns	EN 12654-2	Materials Testing Machine a. o.	11-12
• Textile Glass Yarns, Chopped Strands	EN 12971-2	Materials Testing Machine a. o.	11-12
• Textile Glass Yarns, tensile test	ISO 3341	Materials Testing Machine	11-12
• Glass Fiber Strands, Yarns, and Rovings Used in Reinforced Plastics	ASTM D 2343	Materials Testing Machine	11-12
• Textile Glass Rovings	EN 14020-2	Materials Testing Machine a. o.	11-12
• Textile Glass Rovings, Manufacture of test specimens and determination of tensile strength of impregnated rovings	EN ISO 9163	Materials Testing Machine a. o.	11-12
• Textile Glass, woven fabrics determination of thickness	ISO 4603	Aux. means compliant to standards	
• Textile Glass, chopped-stand and continuous filament mats, thickness and recovery	ISO 3616	Aux. means compliant to standards	
• Textile Glass, tensile test	ISO 4606	Materials Testing Machine	11-12
• Textile Glass mats, tensile test	ISO 3342	Materials Testing Machine	11-12
<b>5.6 Geotextiles, Geosynthetics</b>			
• Geosynthetics, sampling and preparation of test specimens	EN ISO 9862, ASTM D 4354		
• Geosynthetics, mass per unit area	EN ISO 9864, ASTM D 5261	Aux. means compliant to standards	
• Geosynthetics, thickness, single layers	EN ISO 9863-1	Thickness measurement instrument	
• Geotextiles and geotextile-related products thickness of multilayer products	EN ISO 9863-2	Thickness measurement instrument	
• Geotextiles, wide-width tensile test	EN ISO 10319, ASTM D 4595	Materials Testing Machine	11-12
• Geotextiles, tensile test, Grab Method	ASTM D 4632	Materials Testing Machine	11-12
• Geotextiles - Tensile test for joints/seams by wide- width method	EN ISO 10321, ASTM D 4884	Materials Testing Machine	11-12
• Geotextiles, strength of geocells	EN ISO 13426-1	Materials Testing Machine	11-12
• Geotextiles and geotextile-related products strength of geocomposites	EN ISO 13426-2	Materials Testing Machine	
• Geosynthetics, static puncture test	EN ISO 12236	Materials Testing Machine	11-12
• Geotextiles and geotextile-related products tensile creep and creep rupture behaviour	EN ISO 13431, ASTM D 5262	Tensile Creep Testing Machine	
• Geotextiles and geotextile-related products determination of compressive creep properties	EN 1897	Creep Testing Machine	
• Geotextiles, Trapezoid Tearing Strength	ASTM D 4533	Materials Testing Machine	11-12
• Geotextiles, Cone Drop Test	EN 918, ISO/DIS 13433	Cone Drop Tester	
• Geotextiles, abrasion damage simulation	EN ISO 13427, ASTM D 4886	Sliding Block Tester	
• Geomembranes, Performance Strength wide strip tensile method	ASTM D 4885	Materials Testing Machine	11-12
• Geomembranes, tensile test stress crack resistance	ASTM D 5397	Materials Testing Machine	11-12
• Geomembranes, pyramid puncture resistance	ASTM D 5494	Materials Testing Machine	11-12
• Geosynthetics, pyramid puncture resistance	EN 14574	Aux. means compliant to standards	
• Geosynthetics, bursting strength	DIN 61551	Bursting Strength Tester	
• Geotextiles, Geomembranes, index puncture resistance	ASTM D 4833	Materials Testing Machine	11-12



Contents	Standard	Test Means / Test Instrument	Page
<b>5.7 Tapes, Belts, Ropes, Cordage</b>			
• Flat woven webbing slings of man-made fibres	EN 1492-1	Materials Testing Machine a. o.	11-12
• Breaking Strength and Elongation of Textile Webbing, Tape and Braided Material	ASTM D 6775	Materials Testing Machine	11-12
• Glass and glass polyester fibre woven tapes	EN 61067-2	Materials Testing Machine a. o.	11-12
• Textile conveyor belts, tensile test	ISO 283-1	Materials Testing Machine	11-12
• Textile conveyor belts adhesive strength between constitutive elements	EN ISO 252-1	Materials Testing Machine	11-12
• Aircraft. Minimum airworthiness requirements and test conditions for certified air cargo unit load devices	ISO 8097	Materials Testing Machine a. o.	11-12
• Air cargo equipment, restraint straps	ISO 16049-1	Materials Testing Machine a. o.	11-12
• Load restraint assemblies on road vehicles web lashing made from man-made fibres	EN 12195-2	Materials Testing Machine a. o.	11-12
• Personal protective equipment, full body harnesses	EN 361	Aux. means compliant to standards	
• Personal protective equipment against falls from a height	EN 364	Materials Testing Machine a. o.	11-12
• Mountaineering equipment, tape	EN 565	Materials Testing Machine a. o.	11-12
• Mountaineering equipment, harnesses	EN 12277	Materials Testing Machine a. o.	11-12
• Mountaineering equipment, accessory cord	EN 564	Materials Testing Machine a. o.	11-12
• Mountaineering equipment, slings	EN 566	Materials Testing Machine a. o.	11-12
• Mountaineering equipment, dynamic mountaineering ropes	EN 892	Materials Testing Machine a. o.	11-12
• Deck safety harness and safety line for use on recreational craft	EN 1095	Materials Testing Machine a. o.	11-12
• Paragliding equipment, harnesses	EN 1651	Materials Testing Machine a. o.	11-12
• Fibre ropes	EN ISO 2307	Materials Testing Machine a. o.	11-12
• Fibre ropes, splices	DIN 83319	Materials Testing Machine	11-12
• Round or spiral plated man-made fibre ropes	DIN 83307	Materials Testing Machine	11-12
• Tow ropes for passenger cars	DIN 76033	Materials Testing Machine a. o.	11-12
<b>5.8 Netting Yarns and Nets</b>			
• Knot tensile test for netting yarns for fishing nets	DIN 53842-2, ISO 1805	Materials Testing Machine	11-12
• Elongation of netting yarns for fishing nets	ISO 3790	Materials Testing Machine	11-12
• Fishing nets, mesh breaking force of netting	ISO 1806	Materials Testing Machine a. o.	11-12
• safety nets	EN 1263-1	Materials Testing Machine a. o.	11-12
• Air cargo equipment. air/land pallet nets	ISO 4115	Materials Testing Machine a. o.	11-12
<b>5.9 Twines and Agricultural Twines</b>			
• Sisal agricultural twines	EN ISO 5080	Materials Testing Machine a. o.	11-12
• Polyolefin agricultural twines	EN ISO 4167	Materials Testing Machine a. o.	11-12
• Sisal twines	EN 12422	Materials Testing Machine a. o.	11-12
• Polypropylene twines	EN 12423	Materials Testing Machine a. o.	11-12
<b>5.10 Textile Compounds</b>			
• Touch and close fasteners, cycling procedure	EN 1414	Materials Testing Machine a. o.	11-12
• Touch and close fasteners, peel strength	EN 12242	Materials Testing Machine	11-12
• Touch and close fasteners, longitudinal shear strength	EN 13780	Materials Testing Machine	11-12
• Zippers, test methods	ASTM D 2061, BS 3084	Materials Testing Machine a. o.	11-12
• Resistance to unsnapping of Snap Fasteners	BS 4162, ASTM D 4846	Materials Testing Machine a. o.	11-12

Contents	Standard	Test Means / Test Instrument	Page
<b>5.11 Thermal Insulating Products</b>			
• Thermal insulating products for building applications, compression behaviour	EN 826, ASTM C 165	Materials Testing Machine	11-12
• Thermal insulating products for building applications, deformation under specified compressive load and temperature conditions	EN 1605	Materials Testing Machine	11-12
• Thermal insulating products for building applications, compressive creep	EN 1606	Creep Tester	
• Thermal insulating products for building applications, tensile strength perpendicular to faces	EN 1607	Materials Testing Machine	11-12
• Thermal insulating products for building applications, tensile strength parallel to faces	EN 1608	Materials Testing Machine	11-12
• Thermal insulating products for building applications, bending behaviour	EN 12089	Materials Testing Machine	11-12
• Mineral fibre insulating materials; determination of interlaminar tensile strength perpendicular to plane of insulating layer	DIN 52274	Materials Testing Machine	11-12
• Structural Capacities of Insulated Panels	ASTM E 1803	Materials Testing Machine a. o.	11-12
Mentioned Standards, Status June 2006.			

## Notes





**Zwick Roell AG**

August-Nagel-Str. 11  
D-89079 Ulm  
Phone ++49 7305-10-0  
Fax ++49 7305-10-200  
www.zwickroell.com  
info@zwickroell.com

**Zwick  
GmbH & Co. KG**

August-Nagel-Str. 11  
D-89079 Ulm  
Phone ++49 7305-10-0  
Fax ++49 7305-10-200  
www.zwick.com · info@zwick.de

**Toni Technik  
Baustoffprüfsysteme GmbH**

Gustav-Meyer-Allee 25  
D-13355 Berlin  
Phone ++49 30-46 40 39 21/23  
Fax ++49 30-46 40 39 22  
www.tonitechnik.com · info@tonitechnik.com

**Indentec  
Hardness Testing Machines Ltd.**

Lye Valley Industrial Estate, Bromley Street  
Lye, Stourbridge  
West Midlands DY9 8HX · Great Britain  
Phone ++44 1384-896949  
www.indentec.demon.co.uk · mail@indentec.demon.co.uk

**Acme Labo**

10/12 rue de l'Orme Saint Germain  
91160 Champlan · France  
Phone ++33 1-69 10 95 95  
Fax ++33 1-69 10 01 86  
www.acmel.fr · info@acmel.fr

**Zwick Asia Pte Ltd.**

25 International Business Park  
#04-17 German Centre  
Singapore 609916 · Singapore  
Phone ++65 6 899 5010  
Fax ++65 6 899 5014  
www.zwick.com.sg  
info@zwick.com.sg

**Zwick USA**

1620 Cobb International Boulevard  
Suite #1  
Kennesaw, GA 30152 · USA  
Phone ++1 770 420 6555  
Fax ++1 770 420 6333  
www.zwickusa.com  
info@zwickusa.com

**Zwick Testing Machines Ltd.**

Southern Avenue  
Leominster, Herefordshire HR6 0QH  
Great Britain  
Phone ++44 1568-61 52 01  
Fax ++44 1568-61 26 26  
www.zwick.co.uk  
sales.info@zwick.co.uk

**Zwick France S.a.r.l.**

B.P. 45045  
F-95912 Roissy CDG Cedex  
France  
Phone ++33 1-48 63 21 40  
Fax ++33 1-48 63 84 31  
www.zwick.fr  
info@zwick.fr