



Tiradores y pomos



6.1 - TIRADORES.....	406-425
6.2 - UÑEROS Y TIRADORES PARA CORREDERAS.....	426-435
6.3 - POMOS.....	436-441



6.1 - TIRADORES

TRIVEL®

POMOS Y TIRADORES

TIRADORES | REDONDOS

REDONDOS

Vidrio 6 a 12 mm

TIRADOR DOBLE Ø 15 mm

Acabados:

AISI-316 L

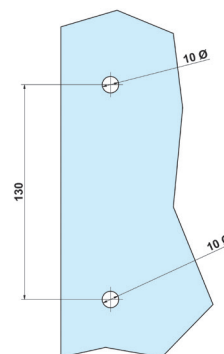
C.C. = 130 L = 170

Inox brillo	4299 IB
Inox mate	4299 IM

AISI-304

C.C. = 130 L = 170

Inox brillo	4299.10 IB
Inox mate	4299.10 IM



T2017 A316L
T2017 A304
T2017S A316L
T2017S A304

TIRADOR SIMPLE Ø 15 mm

Acabados:

AISI-316 L

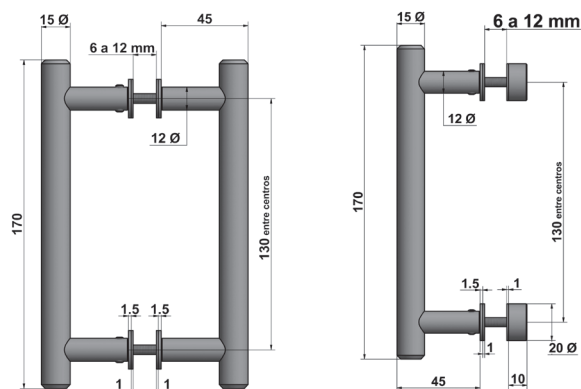
C.C. = 130 L = 170

Inox brillo	4299.1 IB
Inox mate	4299.1 IM

AISI-304

C.C. = 130 L = 170

Inox brillo	4299.11 IB
Inox mate	4299.11 IM



TIRADOR DOBLE Ø 30 mm

AISI-304

Acabados:

C.C. = 200 L = 400

Inox brillo	4296.5 IB
Inox mate	4296.5 IM

C.C. = 250 L = 500

Inox brillo	4297.5 IB
Inox mate	4297.5 IM

C.C. = 300 L = 600

Inox brillo	4298.5 IB
Inox mate	4298.5 IM



T4730
T4730 -S

TIRADOR SIMPLE Ø 30 mm

AISI-304

Acabados:

C.C. = 200 L = 400

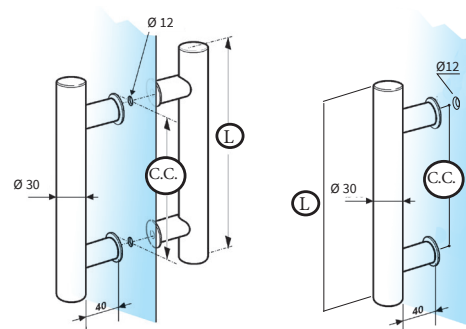
Inox brillo	4296.6 IB
Inox mate	4296.6 IM

C.C. = 250 - 500

Inox brillo	4297.6 IB
Inox mate	4297.6 IM

C.C. = 300 - 600

Inox brillo	4298.6 IB
Inox mate	4298.6 IM



C.C.	L
200	400
250	500
300	600

C.C.	L
200	400
250	500
300	600

* Opción pared bajo pedido

TIRADOR DOBLE Ø 30 mm

T4757
T4757 - S

Acabados:

L = 200

Plata brillo	4296 PB
Plata mate veloux	4296 PM
Metacrilato plata brillo	4296 MPB
Metacrilato plata mate	4296 MPM

L = 250

Plata brillo	4297 PB
Plata mate veloux	4297 PM
Metacrilato plata brillo	4297 MPB
Metacrilato plata mate	4297 MPM

L = 300

Plata brillo	4298 PB
Plata mate veloux	4298 PM
Metacrilato plata brillo	4298 MPB
Metacrilato plata mate	4298 MPM



TIRADOR SIMPLE Ø 30 mm

Acabados:

L = 200

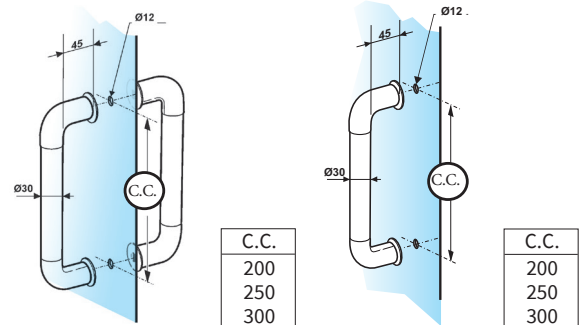
Plata brillo	4296.1 PB
Plata mate veloux	4296.1 PM
Metacrilato plata brillo	4296.1 MPB
Metacrilato plata mate	4296.1 MPM

L = 250

Plata brillo	4297.1 PB
Plata mate veloux	4297.1 PM
Metacrilato plata brillo	4297.1 MPB
Metacrilato plata mate	4297.1 MPM

L = 300

Plata brillo	4298.1 PB
Plata mate veloux	4298.1 PM
Metacrilato plata brillo	4298.1 MPB
Metacrilato plata mate	4298.1 MPM



TIRADOR PARED BAÑO Ø 30 mm

T4757 - A

Acabados:

L = 200

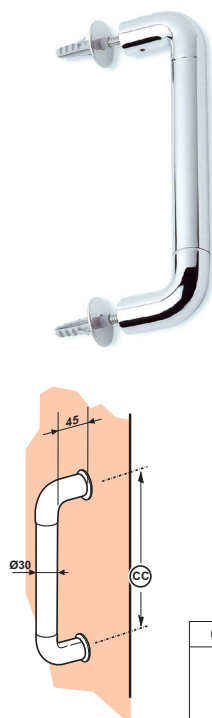
Plata brillo	4296.2 PB
Plata mate veloux	4296.2 PM

L = 250

Plata brillo	4297.2 PB
Plata mate veloux	4297.2 PM

L = 300

Plata brillo	4298.2 PB
Plata mate veloux	4298.2 PM



TIRADOR BAÑO Ø 30 mm

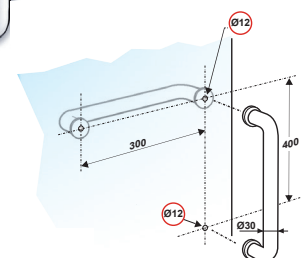
T4790

Vidrio 8 a 12 mm

Acabados:

C.C. = 300 L = 400

Plata brillo	4298.7 PB
Plata mate veloux	4298.7 PM





Vidrio 6 a 12 mm

TIRADOR DOBLE Ø 40 mm

Acabados:

C.C. = 200 L = 300

Inox brillo	4296.3 IB
Inox mate	4296.3 IM
Madera cerezo ix.b.	4296.3 MCIB
Madera cerezo ix.m.	4296.3 MCIM
Madera roble ix.b.	4296.3 MRIB
Madera roble ix.m.	4296.3 MRIM
Metacrilato ix.b.	4296.3 MIB
Metacrilato ix.m.	4296.3 MIM

C.C. = 250 L = 400

Inox brillo	4297.3 IB
Inox mate	4297.3 IM
Madera cerezo ix.b.	4297.3 MCIB
Madera cerezo ix.m.	4297.3 MCIM
Madera roble ix.b.	4297.3 MRIB
Madera roble ix.m.	4297.3 MRIM
Metacrilato ix.b.	4297.3 MIB
Metacrilato ix.m.	4297.3 MIM

C.C. = 300 L = 500 mm

Inox brillo	4298.3 IB
Inox mate	4298.3 IM
Madera cerezo ix.b.	4298.3 MCIB
Madera cerezo ix.m.	4298.3 MCIM
Madera roble ix.b.	4298.3 MRIB
Madera roble ix.m.	4298.3 MRIM
Metacrilato ix.b.	4298.3 MIB
Metacrilato ix.m.	4298.3 MIM



T4758
T4770
T4769
T4759
T4758S
T4770S
T4769S
T4759S

TIRADOR SIMPLE Ø 40 mm

Acabados:

C.C. = 200 L = 300

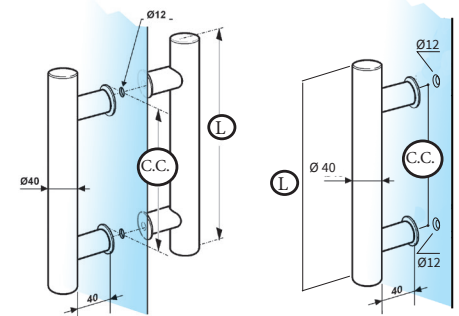
Inox brillo	4296.4 IB
Inox mate	4296.4 IM
Madera cerezo ix.b.	4296.4 MCIB
Madera cerezo ix.m.	4296.4 MCIM
Madera roble ix.b.	4296.4 MRIB
Madera roble ix.m.	4296.4 MRIM
Metacrilato ix.b.	4296.4 MIB
Metacrilato ix.m.	4296.4 MIM

C.C. = 250 L = 400

Inox brillo	4297.4 IB
Inox mate	4297.4 IM
Madera cerezo ix.b.	4297.4 MCIB
Madera cerezo ix.m.	4297.4 MCIM
Madera roble ix.b.	4297.4 MRIB
Madera roble ix.m.	4297.4 MRIM
Metacrilato ix.b.	4297.4 MIB
Metacrilato ix.m.	4297.4 MIM

C.C. = 300 L = 500

Inox brillo	4298.4 IB
Inox mate	4298.4 IM
Madera cerezo ix.b.	4298.4 MCIB
Madera cerezo ix.m.	4298.4 MCIM
Madera roble ix.b.	4298.4 MRIB
Madera roble ix.m.	4298.4 MRIM
Metacrilato ix.b.	4298.4 MIB
Metacrilato ix.m.	4298.4 MIM



* Opción pared bajo pedido

C.C.	L
200	300
250	400
300	500

C.C.	L
200	300
250	400
300	500

INOX CUADRADOS

TIRADOR ∇ 20 mm

C.C. = 200 L = 220

Acabados:

DOBLE

Inox brillo	4285.10 IB
Inox mate	4285.10 IM

SIMPLE

4285.1

C.C. = 250 L = 270

Acabados:

DOBLE

Inox brillo	4285.20 IB
Inox mate	4285.20 IM

SIMPLE

4285.3

C.C. = 300 L = 320

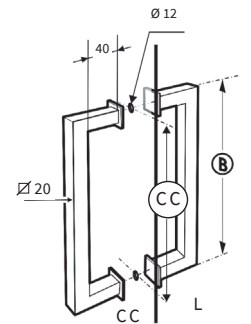
Acabados:

DOBLE

Inox brillo	4285.40 IB
Inox mate	4285.40 IM

SIMPLE

4285.5



C.C.	L
200	220
250	270
300	320

T4762
T4762S

TIRADOR ∇ 20 mm

C.C. = 200 L = 350

Acabados:

DOBLE

Inox brillo	4287.10 IB
Inox mate	4287.10 IM

SIMPLE

4287.1

C.C. = 250 L = 400

Acabados:

DOBLE

Inox brillo	4287.20 IB
Inox mate	4287.20 IM

SIMPLE

4287.3

C.C. = 300 L = 450

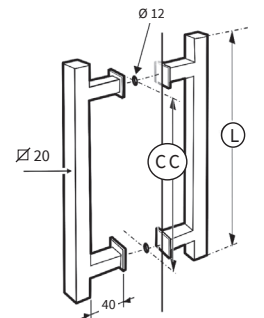
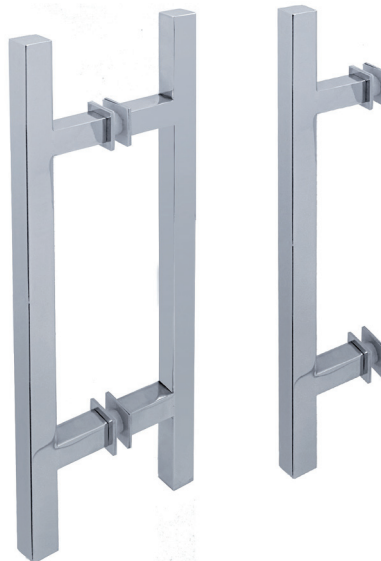
Acabados:

DOBLE

Inox brillo	4287.40 IB
Inox mate	4287.40 IM

SIMPLE

4287.5



C.C.	L
200	350
250	400
300	450

T4764
T4764S



INOX REGULABLES REDONDOS

Vidrio 6 a 12 mm

TIRADOR Ø 10 mm

L = 400

Acabados:

DOBLE

Inox brillo	4296.8 IB
Inox mate	4296.8 IM

SIMPLE

4296.9

L = 500

Acabados:

DOBLE

Inox brillo	4297.8 IB
Inox mate	4297.8 IM

SIMPLE

4297.9

L = 600

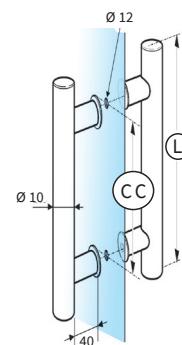
DOBLE

Inox brillo	4298.8 IB
Inox mate	4298.8 IM

SIMPLE

4298.9

T4761
T4761S



C.C.	L
Reg	400
Reg	500
Reg	600

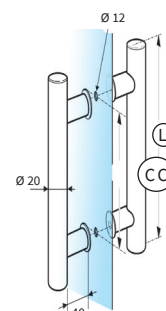

TIRADOR DOBLE Ø 20 mm

L = 500

Acabados:

Inox mate	4282 IM
-----------	----------------

T4760



C.C.	L
Reg	500

TIRADOR Ø 20 mm

L = 1200

Acabados:

DOBLE

Inox brillo	4284 IB
Inox mate	4284 IM

SIMPLE

Inox brillo	4284.1 IB
Inox mate	4284.1 IM

TIRADOR Ø 30 mm

L = 1200

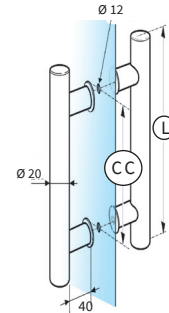
Acabados:

DOBLE

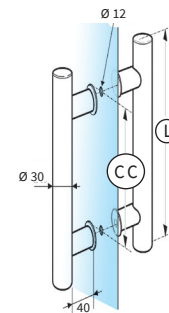
Inox brillo	4283 IB
Inox mate	4283 IM

SIMPLE

Inox brillo	4283.1 IB
Inox mate	4283.1 IM



C.C.	L
Reg	1200



C.C.	L
Reg	1200

INOX REGULABLES CUADRADOS

Vidrio 6 a 12 mm

TIRADOR ∅ 20 mm

L = 1200

Acabados:

DOBLE

Inox brillo	4289 IB
Inox mate	4289 IM

SIMPLE

Inox brillo	4289.1 IB
Inox mate	4289.1 IM

TIRADOR ∅ 30 mm

L = 1200

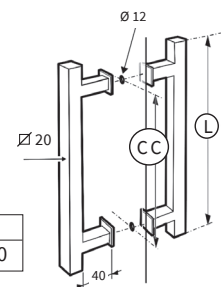

Acabados:

DOBLE

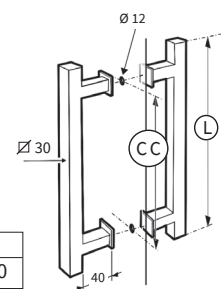
Inox brillo	4288 IB
Inox mate	4288 IM

SIMPLE

Inox brillo	4288.1 IB
Inox mate	4288.1 IM



C.C.	L
Reg	1200



C.C.	L
Reg	1200

T4767
T4767S
T4765
T4765S

T4768
T4768S
T4766
T4766S



INOX REDONDOS AISI-304 Vidrio 8 a 10 mm

TIRADOR Ø 25 mm

D = 65
C.C. = 200

T1000
T1001

Acabados:
DOBLE

Inox brillo	5690 IB
Inox mate	5690 IM
Negro mate	5690 NE

SIMPLE

5690.1

C.C. = 250

Acabados:
DOBLE

Inox brillo	5691 IB
Inox mate	5691 IM
Negro mate	5691 NE

SIMPLE

5691.1

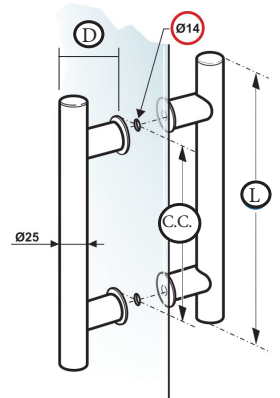
C.C. = 300

Acabados:
DOBLE

Inox brillo	5692 IB
Inox mate	5692 IM
Negro mate	5692 NE

SIMPLE

5692.1



C.C.	L
200	300
250	400
300	500

TIRADOR Ø 25 mm

D = 70
C.C. = 200

T2000
T2001

Acabados:
DOBLE

Inox brillo	5693 IB
Inox mate	5693 IM

SIMPLE

5693.1

C.C. = 250

Acabados:
DOBLE

Inox brillo	5694 IB
Inox mate	5694 IM

SIMPLE

5694.1

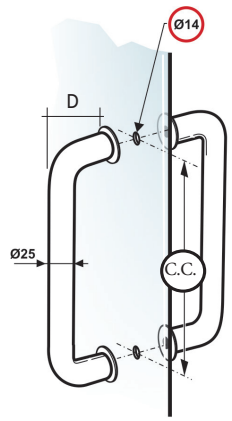
C.C. = 300

Acabados:
DOBLE

Inox brillo	5695 IB
Inox mate	5695 IM

SIMPLE

5695.1



C.C.
200
250
300

*Otros acabados a consultar

INOX REDONDOS

AISI-316L

Vidrio 8/10/12 mm

TIRADOR Ø 14 mm

● Barra maciza

C.C. = 120 L = 180 D = 50
DOBLE

Inox brillo	1000 IB
Inox mate	1000 IM
Negro mate	1000 NE

SIMPLE

1000.1

C.C. = 200 L = 400 D = 50
DOBLE

Inox brillo	1000.2 IB
Inox mate	1000.2 IM

SIMPLE

1000.3

C.C. = 250 L = 400 D = 50
DOBLE

Inox brillo	1000.4 IB
Inox mate	1000.4 IM

SIMPLE

1000.5

C.C. = 300 L = 400 D = 50
DOBLE

Inox brillo	1000.6 IB
Inox mate	1000.6 IM

SIMPLE

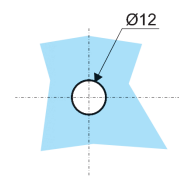
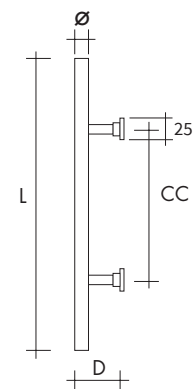
1000.7

C.C. = 800 L = 1000 D = 50
DOBLE

Inox brillo	1000.8 IB
Inox mate	1000.8 IM

SIMPLE

1000.9



Negro mate

1001
1003
1004
1005
1009

POMOS Y TIRADORES

TIRADORES | INOX REDONDOS

TIRADOR Ø 18 mm

● Barra maciza

C.C. = 200 D = 63
DOBLE

Inox brillo	1028 IB
Inox mate	1028 IM

SIMPLE

1028.1

C.C. = 300 D = 63
DOBLE

Inox brillo	1028.4 IB
Inox mate	1028.4 IM

SIMPLE

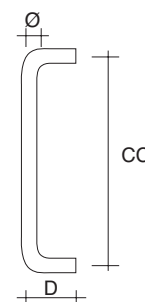
1028.5

C.C. = 250 D = 63
DOBLE

Inox brillo	1028.2 IB
Inox mate	1028.2 IM

SIMPLE

1028.3



1203
1202
1201



AISI-316L

Vidrio 8/10/12 mm

TIRADOR REGULABLE Ø 20 mm

● Barra maciza

1308
1326

C.C. = regulable L = 500 D = 70

DOBLE

Inox brillo **1006 IB**
Inox mate **1006 IM**

SIMPLE

1006.1

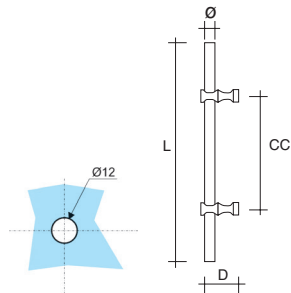
C.C. = regulable L = 900 D = 70

DOBLE

Inox brillo **1006.2 IB**
Inox mate **1006.2 IM**

SIMPLE

1006.3



TIRADOR Ø 20 mm

○ Tubo

1337
1341
1342
1343

C.C. = 150 L = 180 D = 65

DOBLE

Inox brillo **1070 IB**
Inox mate **1070 IM**
Negro mate **1070 NE**

SIMPLE

1070.1

C.C. = 200 L = 400 D = 65

DOBLE

Inox brillo **1070.2 IB**
Inox mate **1070.2 IM**

SIMPLE

1070.3

C.C. = 250 L = 400 D = 65

DOBLE

Inox brillo **1070.4 IB**
Inox mate **1070.4 IM**

SIMPLE

1070.5

C.C. = 300 L = 400 D = 65

DOBLE

Inox brillo **1070.6 IB**
Inox mate **1070.6 IM**

SIMPLE

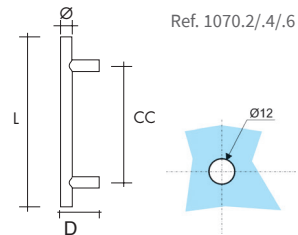
1070.7



Ref. 1070



Ref. 1070.2/.4/.6



TIRADOR Ø 20 mm

○ Tubo

1360
1361
1362

C.C. = 200 L = 500 D = 65

DOBLE

Inox brillo **1152 IB**
Inox mate **1152 IM**

SIMPLE

1152.1

C.C. = 250 L = 500 D = 65

DOBLE

Inox brillo **1152.2 IB**
Inox mate **1152.2 IM**

SIMPLE

1152.3

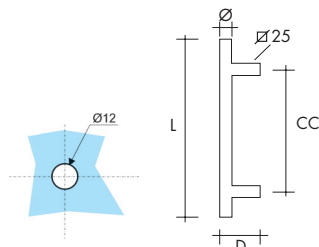
C.C. = 300 L = 500 D = 65

DOBLE

Inox brillo **1152.4 IB**
Inox mate **1152.4 IM**

SIMPLE

1152.5



TIRADOR Ø 20 mm

● Barra maciza

1311
1310
1309

C.C. = 200 D = 63

DOBLE

Inox brillo **1030 IB**
Inox mate **1030 IM**

SIMPLE

1030.1

C.C. = 250 D = 63

DOBLE

Inox brillo **1030.2 IB**
Inox mate **1030.2 IM**

SIMPLE

1030.3

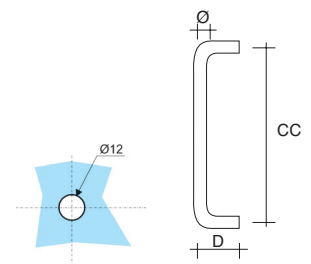
C.C. = 300 D = 63

DOBLE

Inox brillo **1030.4 IB**
Inox mate **1030.4 IM**

SIMPLE

1030.5



TIRADOR Ø 20 mm

○ Tubo

1338
1339
1340

C.C. = 200 L = 225 D = 65

DOBLE

Inox brillo	1072 IB
Inox mate	1072 IM
Negro mate	1072 NE

SIMPLE

1072.1

C.C. = 250 L = 275 D = 65

DOBLE

Inox brillo	1072.2 IB
Inox mate	1072.2 IM

SIMPLE

1072.3

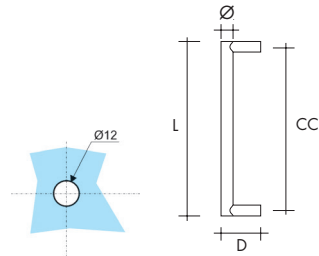
C.C. = 300 L = 325 D = 65

DOBLE

Inox brillo	1072.4 IB
Inox mate	1072.4 IM

SIMPLE

1072.5



TIRADOR Ø 20 mm

○ Tubo

1350
1351
1352

C.C. = 200 D = 62

DOBLE

Inox brillo	1150 IB
Inox mate	1150 IM

SIMPLE

1150.1

C.C. = 250 D = 62

DOBLE

Inox brillo	1150.2 IB
Inox mate	1150.2 IM

SIMPLE

1150.3

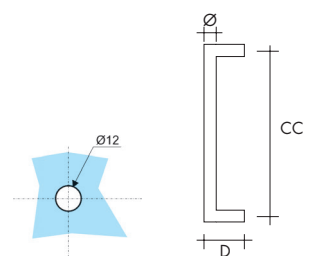
C.C. = 300 D = 62

DOBLE

Inox brillo	1150.4 IB
Inox mate	1150.4 IM

SIMPLE

1150.5



TIRADOR Ø 25 mm

○ Tubo

1433
1434
1435

C.C. = 200 L = 400 D = 64

DOBLE

Inox brillo	1160 IB
Inox mate	1160 IM

SIMPLE

1160.1

C.C. = 250 L = 400 D = 64

DOBLE

Inox brillo	1160.2 IB
Inox mate	1160.2 IM

SIMPLE

1160.3

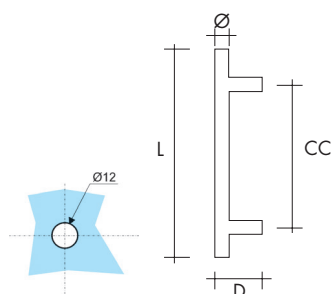
C.C. = 300 L = 400 D = 64

DOBLE

Inox brillo	1160.4 IB
Inox mate	1160.4 IM

SIMPLE

1160.5



TIRADOR Ø 25 mm

○ Tubo

1410
1411
1412

C.C. = 200 L = 450 D = 64

DOBLE

Inox brillo	1002 IB
Inox mate	1002 IM

SIMPLE

1002.1

C.C. = 250 L = 450 D = 64

DOBLE

Inox brillo	1002.2 IB
Inox mate	1002.2 IM

SIMPLE

1002.3

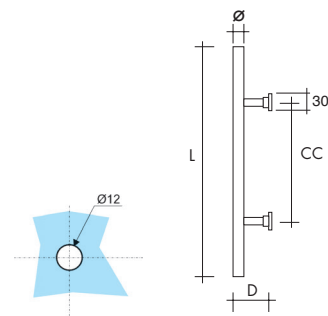
C.C. = 300 L = 450 D = 64

DOBLE

Inox brillo	1002.4 IB
Inox mate	1002.4 IM

SIMPLE

1002.5





AISI-316L

Vidrio 8/10/12 mm

TIRADOR ARCO Ø 25 mm

1420

○ Tubo

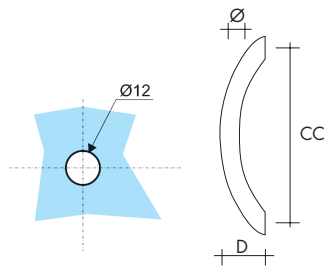

C.C. = 250 D = 52

DOBLE

Inox brillo **1040 IB**
Inox mate **1040 IM**

SIMPLE

1040.1



TIRADOR C Ø 25 mm

1422

○ Tubo

C.C. = 250 D = 65

DOBLE

Inox brillo **1042 IM**
Inox mate **1042 IB**

SIMPLE

1042.1

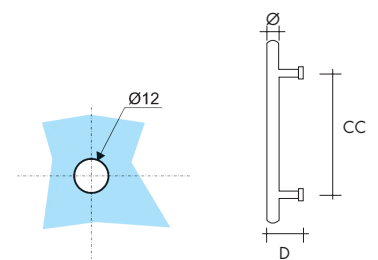
C.C. = 300 D = 65

DOBLE

Inox brillo **1042.2 IM**
Inox mate **1042.2 IB**

SIMPLE

1042.3



TIRADOR Ø 30 mm

1510

○ Tubo

1511

C.C. = 200 L = 500 D = 66

1512

DOBLE

Inox brillo **1004 IB**
Inox mate **1004 IM**

SIMPLE

1004.1

C.C. = 250 L = 500 D = 66

DOBLE

Inox brillo **1004.2 IB**
Inox mate **1004.2 IM**

SIMPLE

1004.3

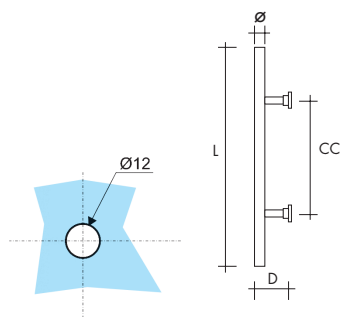
C.C. = 300 L = 500 D = 66

DOBLE

Inox brillo **1004.4 IB**
Inox mate **1004.4 IM**

SIMPLE

1004.5



TIRADOR Ø 30 mm

1516

○ Tubo

1517

C.C. = 200 L = 500 D = 72

1518

DOBLE

Inox brillo **1022 IB**
Inox mate **1022 IM**

SIMPLE

1022.1

C.C. = 250 L = 500 D = 72

DOBLE

Inox brillo **1022.2 IB**
Inox mate **1022.2 IM**

SIMPLE

1022.3

C.C. = 300 L = 500 D = 72

DOBLE

Inox brillo **1022.4 IB**
Inox mate **1022.4 IM**

SIMPLE

1022.5

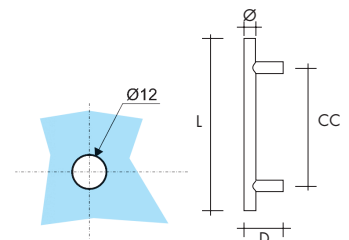
C.C. = 800 L = 1000 D = 72

DOBLE

Inox brillo **1022.6 IB**
Inox mate **1022.6 IM**

SIMPLE

1022.7



TIRADOR DESPLAZADO Ø 30 mm

○ Tubo

C.C. = 200 L = 500 D = 78

DOBLE

Inox brillo **1024 IB**
Inox mate **1024 IM**

SIMPLE

1024.1

C.C. = 250 L = 500 D = 78

DOBLE

Inox brillo **1024.2 IB**
Inox mate **1024.2 IM**

SIMPLE

1024.3

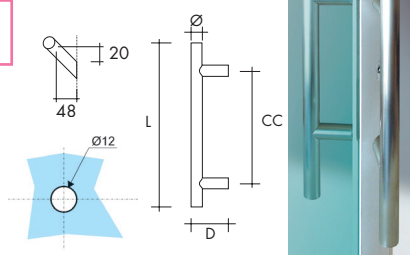
C.C. = 300 L = 500 D = 78

DOBLE

Inox brillo **1024.4 IB**
Inox mate **1024.4 IM**

SIMPLE

1024.5



1519
1520
1521



TIRADOR Ø 30 mm

○ Tubo

C.C. = 250 D = 70

DOBLE

Inox brillo **1162 IB**
Inox mate **1162 IM**

SIMPLE

1162.1

C.C. = 300 D = 70

DOBLE

Inox brillo **1162.2 IB**
Inox mate **1162.2 IM**

SIMPLE

1162.3

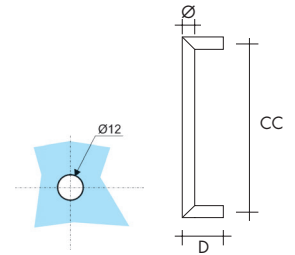
C.C. = 1000 D = 70

DOBLE

Inox brillo **1162.4 IB**
Inox mate **1162.4 IM**

SIMPLE

1162.5



1560
1561
1562



TIRADOR Ø 38 mm

○ Tubo

C.C. = 250 L = 500 D = 65

DOBLE

Inox brillo **1164 IB**
Inox mate **1164 IM**

SIMPLE

1164.1

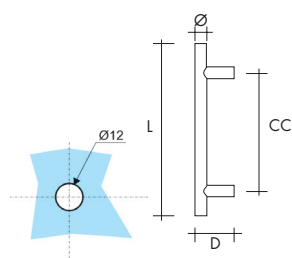
C.C. = 1000 L = 1200 D = 65

DOBLE

Inox brillo **1164.2 IB**
Inox mate **1164.2 IM**

SIMPLE

1164.3



1610
1611



TIRADOR Ø 38 mm

○ Tubo

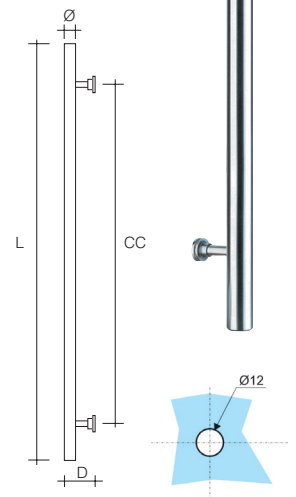
C.C. = 1800 L = 2000 D = 74

DOBLE

Inox brillo **1074 IB**
Inox mate **1074 IM**

SIMPLE

1074.1



1605





AISI-316L Vidrio 8/10/12 mm

TIRADOR Ø 38 mm

1601

○ Tubo

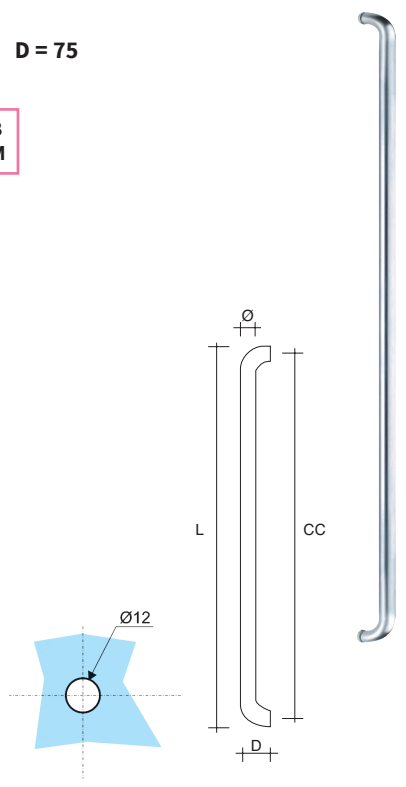
C.C. = 2000 L = 2038 D = 75

DOBLE

Inox brillo	1044.2 IB
Inox mate	1044.2 IM

SIMPLE

1044.3



TIRADOR C Ø 43 mm

1701

○ Tubo

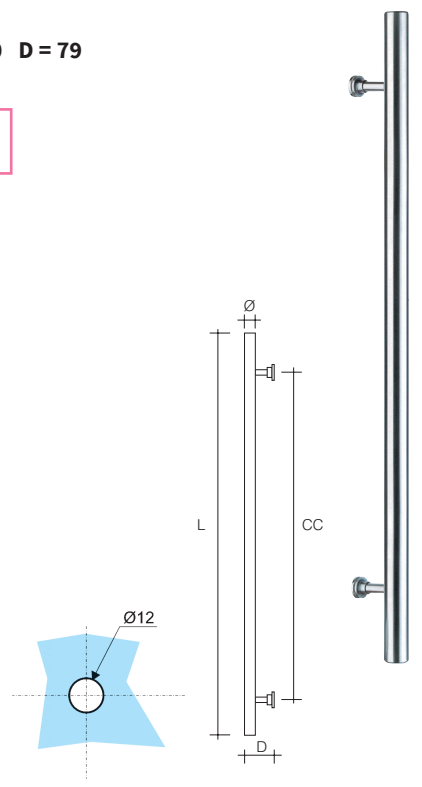
C.C. = 1800 L = 2000 D = 79

DOBLE

Inox brillo	1046 IB
Inox mate	1046 IM

SIMPLE

1046.1



TIRADOR Ø 43 mm

1702

○ Tubo

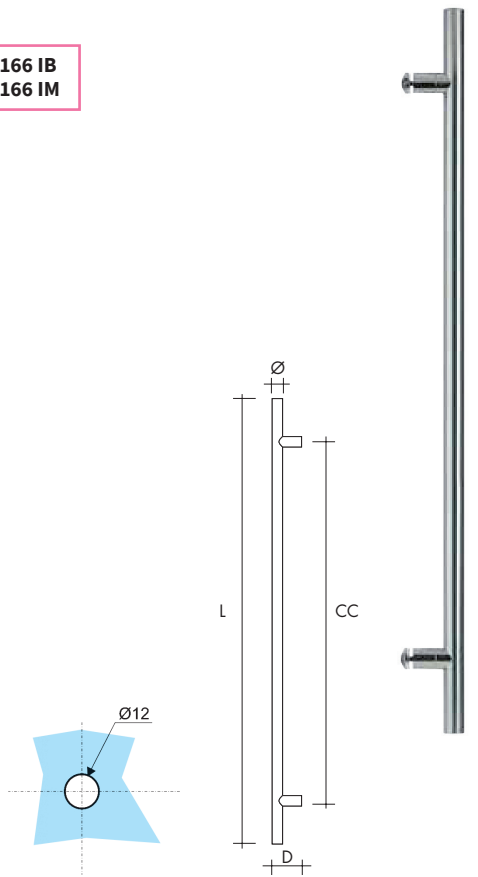
C.C. = 1800 L = 2000 D = 70

DOBLE

Inox brillo	1166 IB
Inox mate	1166 IM

SIMPLE


1166.1



¿POR QUÉ AISI-316 y AISI-316L?

No todos los aceros inoxidable son realmente "inoxidables". Por su composición química, el acero inoxidable AISI-316 y AISI-316L es el único que asegura que se mantendrá en óptimas condiciones en ambientes salinos, es decir, cerca del mar.

Por eso suministramos todos los tiradores en acero AISI-316 y AISI-316L y opcionalmente el resto de productos.



POSIBILIDAD DE FABRICAR TIRADORES INOX A MEDIDAS ESPECIALES BAJO PEDIDO

INOX CUADRADOS

AISI-316L

Vidrio 8/10/12 mm

TIRADOR ∇ 15 mm

■ Barra maciza

C.C. = 200 L = 400 D = 52

DOBLE

Inox brillo **1012 IB**
Inox mate **1012 IM**

SIMPLE

1012.1

C.C. = 250 L = 400 D = 52

DOBLE

Inox brillo **1012.2 IB**
Inox mate **1012.2 IM**

SIMPLE

1012.3


C.C. = 300 L = 400 D = 52

DOBLE

Inox brillo **1012.4 IB**
Inox mate **1012.4 IM**

SIMPLE

1012.5



1104
1103
1102

TIRADOR ∇ 15 mm

□ Tubo

C.C. = 200 L = 400 D = 52

DOBLE

Inox brillo **1082 IB**
Inox mate **1082 IM**

SIMPLE

1082.1

C.C. = 250 L = 400 D = 52

DOBLE

Inox brillo **1082.2 IB**
Inox mate **1082.2 IM**

SIMPLE

1082.3


C.C. = 300 L = 400 D = 52

DOBLE

Inox brillo **1082.4 IB**
Inox mate **1082.4 IM**

SIMPLE

1082.5



1114
1113
1112

TIRADOR ∇ 15 mm

■ Barra maciza

C.C. = 150 L = 165 D = 52

DOBLE

Inox brillo **1008 IB**
Inox mate **1008 IM**
Negro mate **1008 NE**

SIMPLE

1008.1

C.C. = 200 L = 215 D = 52

DOBLE

Inox brillo **1008.2 IB**
Inox mate **1008.2 IM**

SIMPLE

1008.3

C.C. = 250 L = 265 D = 52

DOBLE

Inox brillo **1008.4 IB**
Inox mate **1008.4 IM**

SIMPLE

1008.5

C.C. = 300 L = 315 D = 52

DOBLE

Inox brillo **1008.6 IB**
Inox mate **1008.6 IM**

SIMPLE

1008.7

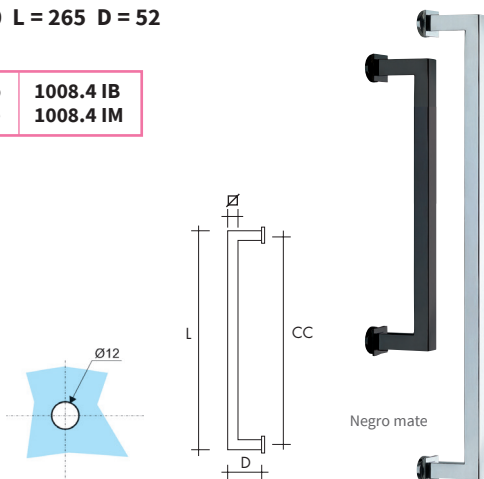
C.C. = 400 L = 415 D = 52

DOBLE

Inox brillo **1008.8 IB**
Inox mate **1008.8 IM**

SIMPLE

1008.9



1101
1108
1107
1106
1105

TIRADOR ∇ 15 mm

□ Tubo

C.C. = 200 L = 215 D = 52

DOBLE

Inox brillo **1080.2 IB**
Inox mate **1080.2 IM**

SIMPLE

1080.3

C.C. = 250 L = 265 D = 52

DOBLE

Inox brillo **1080.4 IB**
Inox mate **1080.4 IM**

SIMPLE

1080.5

C.C. = 300 L = 315 D = 52

DOBLE

Inox brillo **1080.6 IB**
Inox mate **1080.6 IM**

SIMPLE

1080.7

C.C. = 400 L = 415 D = 52

DOBLE

Inox brillo **1080.8 IB**
Inox mate **1080.8 IM**

SIMPLE

1080.9



1118
1117
1116
1115



AISI-316L

Vidrio 8/10/12 mm

TIRADOR \varnothing 20 mm

■ Barra maciza

1303
1302
1301
1325

C.C. = 200 L = 400 D = 57
DOBLE

Inox brillo **1014 IB**
Inox mate **1014 IM**

SIMPLE

1014.1

C.C. = 250 L = 400 D = 57
DOBLE

Inox brillo **1014.2 IB**
Inox mate **1014.2 IM**

SIMPLE

1014.3

C.C. = 300 L = 400 D = 57
DOBLE

Inox brillo **1014.4 IB**
Inox mate **1014.4 IM**

SIMPLE

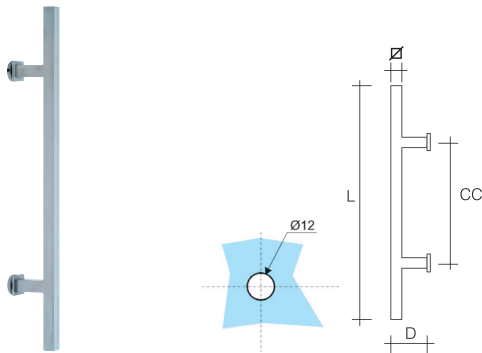
1014.5

C.C. = 800 L = 1000 D = 57
DOBLE

Inox brillo **1014.6 IB**
Inox mate **1014.6 IM**

SIMPLE

1014.7



TIRADOR \varnothing 20 mm

□ Tubo

1370
1371
1372

C.C. = 200 L = 500 D = 65
DOBLE

Inox brillo **1154 IB**
Inox mate **1154 IM**

SIMPLE

1154.1

C.C. = 300 L = 500 D = 65
DOBLE

Inox brillo **1154.4 IB**
Inox mate **1154.4 IM**

SIMPLE

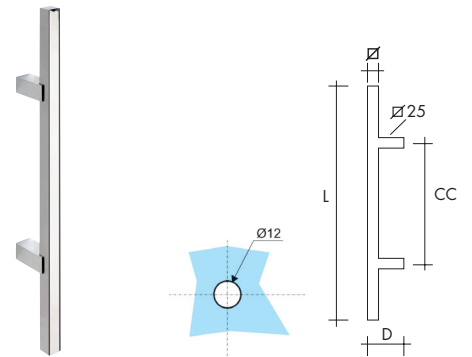
1154.5

C.C. = 250 L = 500 D = 65
DOBLE

Inox brillo **1154.2 IB**
Inox mate **1154.2 IM**

SIMPLE

1154.3



TIRADOR \varnothing 20 mm

■ Barra maciza

1307
1306
1305
1304

C.C. = 200 L = 220 D = 57
DOBLE

Inox brillo **1010 IB**
Inox mate **1010 IM**

SIMPLE

1010.1

C.C. = 250 L = 270 D = 57
DOBLE

Inox brillo **1010.2 IB**
Inox mate **1010.2 IM**

SIMPLE

1010.3

C.C. = 300 L = 320 D = 57
DOBLE

Inox brillo **1010.4 IB**
Inox mate **1010.4 IM**

SIMPLE

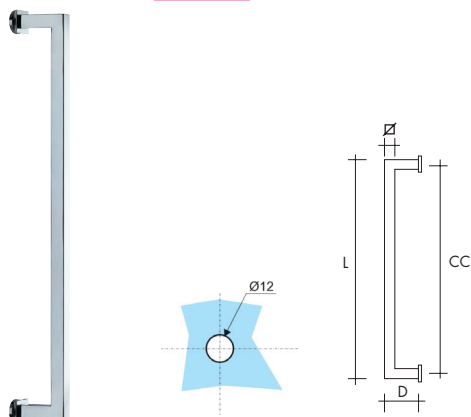
1010.5

C.C. = 400 L = 420 D = 57
DOBLE

Inox brillo **1010.6 IB**
Inox mate **1010.6 IM**

SIMPLE

1010.7



TIRADOR \varnothing 30 mm

□ Tubo

1530
1538
1539

C.C. = 300 L = 400 D = 65
DOBLE

Inox brillo **1062 IB**
Inox mate **1062 IM**

SIMPLE

1062.1

C.C. = 800 L = 1000 D = 65
DOBLE

Inox brillo **1062.2 IB**
Inox mate **1062.2 IM**

SIMPLE

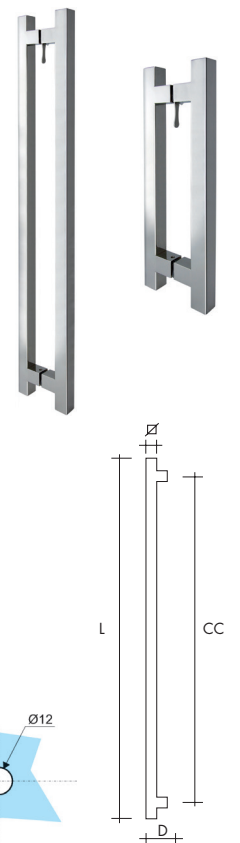
1062.3

C.C. = 1600 L = 1800 D = 65
DOBLE

Inox brillo **1062.4 IB**
Inox mate **1062.4 IM**

SIMPLE

1062.5



TIRADOR ∇ 30 mm

Tubo

C.C. = 400 L = 430 D = 65

DOBLE

Inox brillo **1064 IB**
Inox mate **1064 IM**

SIMPLE

1064.1

C.C. = 1000 L = 1030 D = 65

DOBLE

Inox brillo **1064.2 IB**
Inox mate **1064.2 IM**

SIMPLE

1064.3

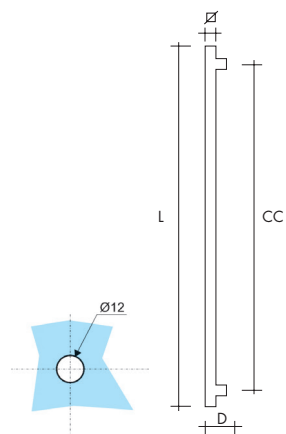
C.C. = 1800 L = 1830 D = 65

DOBLE

Inox brillo **1064.4 IB**
Inox mate **1064.4 IM**

SIMPLE

1064.5



1534
1542
1543

TIRADOR ARCO

Tubo

C.C. = 300 D = 60

Sección: 40 x 20

DOBLE

Inox brillo **1066 IB**
Inox mate **1066 IM**

SIMPLE

1066.1

C.C. = 600 D = 55

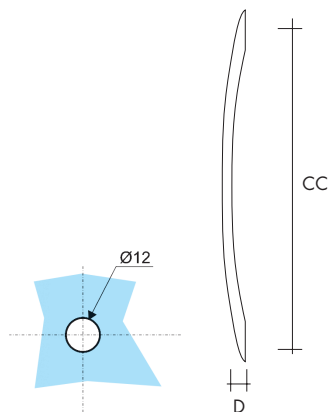
Sección: 40 x 20

DOBLE

Inox brillo **1066.2 IB**
Inox mate **1066.2 IM**

SIMPLE

1066.3



1427
1426

TIRADOR SIN MARCAR

C.C. = 150 D = 55

Apoyos \varnothing 20 mm

DOBLE

Inox brillo **1156 IB**
Inox mate **1156 IM**

SIMPLE

1156.1

C.C. = 250 D = 55

Apoyos \varnothing 30 mm

DOBLE

Inox brillo **1156.2 IB**
Inox mate **1156.2 IM**

SIMPLE

1156.3

C.C. = 300 D = 55

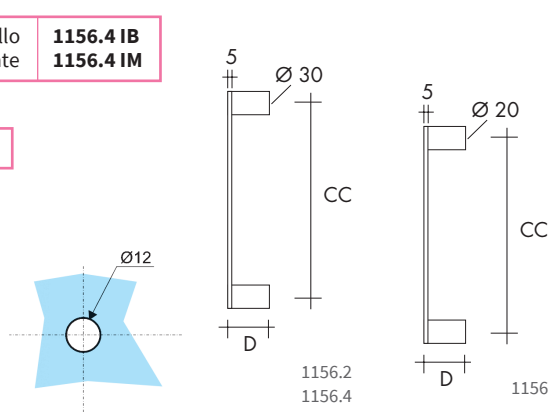
Apoyos \varnothing 30 mm

DOBLE

Inox brillo **1156.4 IB**
Inox mate **1156.4 IM**

SIMPLE

1156.5



1550
1551
1552



INOX PARA PEGAR

AISI-316L

TIRADOR DOBLE Ø 14 mm

● Barra maciza

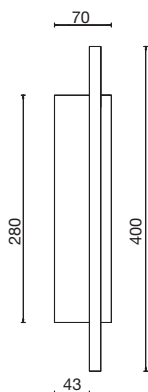
Para pegar

L = 400

Acabados:

Vidrio 8 mm	Inox brillo Inox mate	1067 IB 1067 IM
Vidrio 10 mm	Inox brillo Inox mate	1067.1 IB 1067.1 IM
Vidrio 12 mm	Inox brillo Inox mate	1067.2 IB 1067.2 IM

1837
1838
1839



TIRADOR DOBLE Ø 15 mm

■ Barra maciza

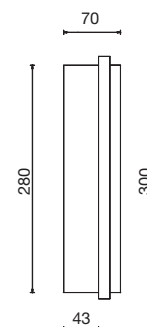
Para pegar

L = 300

Acabados:

Vidrio 8 mm	Inox brillo Inox mate	1068 IB 1068 IM
Vidrio 10 mm	Inox brillo Inox mate	1068.1 IB 1068.1 IM
Vidrio 12 mm	Inox brillo Inox mate	1068.2 IB 1068.2 IM

1840
1841
1842



AISI-304

TIRADOR SIMPLE Ø 20 mm

○ Tubo

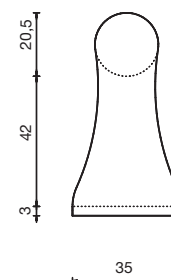

Para pegar

L = 200

Acabados:

Inox brillo	1059 IB
Inox mate	1059 IM

1820



KITS PARA MONTAJE TIRADORES EN CARPINTERÍA

AISI-316L

Vidrio 8/10/12 mm

TIRADOR Ø 38 mm

○ Tubo

L = 2500

Acabados

Inox brillo	1049.2 IB
Inox mate	1049.2 IM

KIT TIRADOR DESPLAZADO

40/45 mm espesor

DOBLE

Inox brillo	1049.K1 IB
Inox mate	1049.K1 IM

SIMPLE

1049.K1.1

KIT TIRADOR RECTO

40/45 mm espesor

DOBLE

Inox brillo	1049.K2 IB
Inox mate	1049.K2 IM

SIMPLE

1049.K2.1



1851
1850
1852

6.1 - TIRADORES

TIRADORES PARA VITRINA

TIRADOR SIN MUESCA

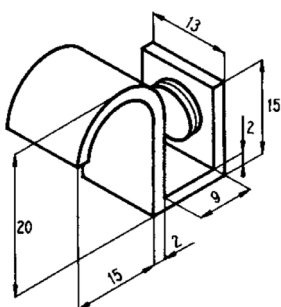

Vidrio 4/6 mm

Apertura de 9 mm

Tornillo de apriete con tope de corcho

Acabados:

Plata brillo	1735 PB
Plata mate	1735 PM



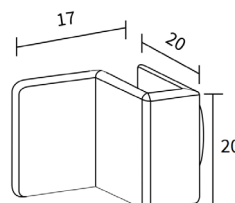
TIRADOR SIN MUESCA

Vidrio 6 mm

20 x 20 mm

Acabados:

Negro **1851 NE**



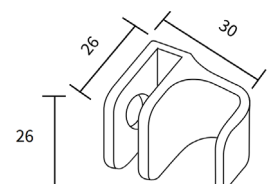
TIRADOR SIN MUESCA

Vidrio 5/6 mm

26 X 26 mm

Acabados:

Plata **1861 PL**





INOX REDONDO

AISI-304

TIRADOR DOBLE CON CERRADURA Ø 25 mm

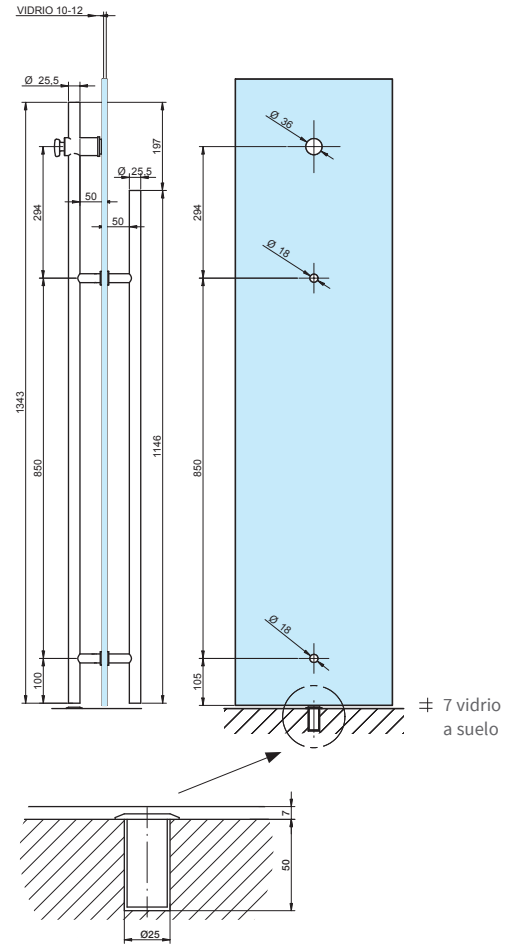
Vidrio 10/12 mm

Cerradero a suelo incluido

Acabados:

Inox mate

2995 IM



INOX CUADRADO

AISI-304

TIRADOR DOBLE CON CERRADURA

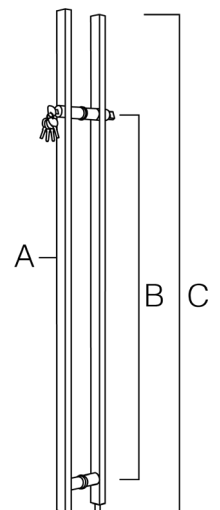

Vidrio 10/12 mm

Cerradero a suelo incluido

Acabados:

Inox mate

2989 IM



A	25x28
B	1125
C	1500



6.2 - UÑEROS Y TIRADORES PARA CORREDERAS

TRIVEL®

POMOS Y TIRADORES

UÑEROS Y TIRADORES PARA CORREDERAS

TIRADOR CORREDERA CIEGO Ø 50 mm

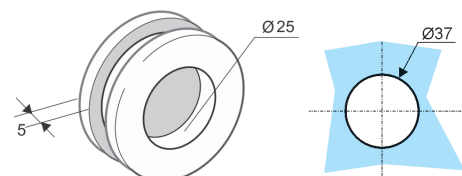
Vidrio 6/8/10 mm

DOBLE

Acabados:

Vidrio 6 mm	Plata brillo Plata mate veloux	4258.6 PB 4258.6 PM
Vidrio 8 mm	Plata brillo Plata mate veloux	4258.8 PB 4258.8 PM
Vidrio 10 mm	Plata brillo Plata mate veloux	4258 PB 4258 PM

* Otros acabados consultar



PCC - 50

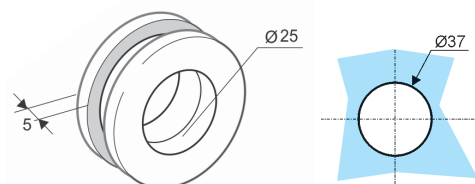
TIRADOR CORREDERA PASANTE Ø 50 mm

Vidrio 6/8/10 mm

DOBLE

Acabados:

Vidrio 6 mm	Plata brillo Plata mate veloux	4259.6 PB 4259.6 PM
Vidrio 8 mm	Plata brillo Plata mate veloux	4259.8 PB 4259.8 PM
Vidrio 10 mm	Plata brillo Plata mate veloux	4259 PB 4259 PM



PCP - 50

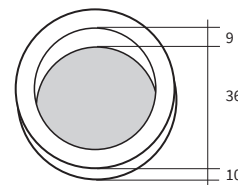
TIRADOR CORREDERA Ø 50 mm

Para pegar

SIMPLE

Acabados:

Inox brillo	4292.1 IB
Inox mate	4292.1 IM

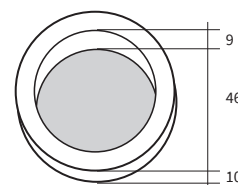


TIRADOR CORREDERA Ø 60 mm

SIMPLE

Acabados:

Inox brillo	4292.4 IB
Inox mate	4292.4 IM



PC - 50
PC - 60

AISI-304

TIRADOR CORREDERA PASANTE Ø 40 mm

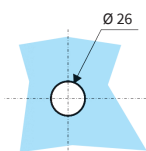
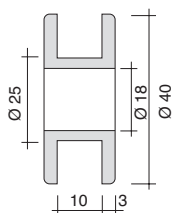
1813

Vidrio 8/10 mm

DOBLE

Acabados:

Inox brillo	1052.1 IB
Inox mate	1052.1 IM



TIRADOR CORREDERA PASANTE Ø 60 mm

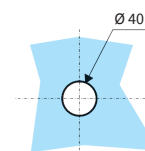
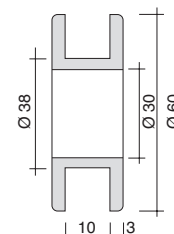
1812

Vidrio 8/10 mm

DOBLE

Acabados:

Inox brillo	1052 IB
Inox mate	1052 IM



TIRADOR CORREDERA CIEGO Ø 60 mm

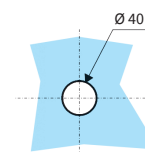
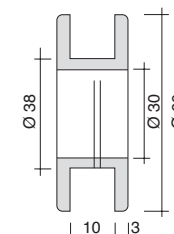
1819

Vidrio 8/10 mm

DOBLE

Acabados:

Inox brillo	1075 IB
Inox mate	1075 IM



TIRADOR CORREDERA MACIZO

1824

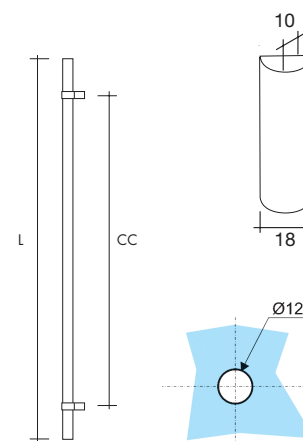
Vidrio 8/10 mm

DOBLE

C.C. = 120 L = 180

Acabados:

Inox brillo	1054 IB
Inox mate	1054 IM





AISI-304

TIRADOR CORREDERA Ø 60 mm

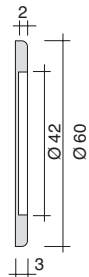
1814A

Para pegar
Incluye adhesivo 3M VHB

DOBLE

Acabados:

Inox brillo	1053.20 IB
Inox mate	1053.20 IM



TIRADOR CORREDERA Ø 60 mm

1815A

Para pegar
Incluye adhesivo 3M VHB

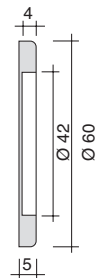
DOBLE

Acabados:

Inox brillo	1053.21 IB
Inox mate	1053.21 IM
Negro mate	1053.21 NE
Blanco mate	1053.21 BL



Negro mate



TIRADOR CORREDERA 60 x 40 mm

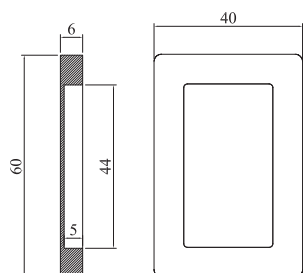
1866A

Para pegar
Incluye adhesivo 3M VHB

DOBLE

Acabados:

Inox brillo	1087.20 IB
Inox mate	1087.20 IM



TIRADOR CORREDERA 50 x 50 mm

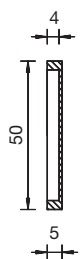

1818A

Para pegar
Incluye adhesivo 3M VHB

DOBLE

Acabados:

Inox brillo	1055.21 IB
Inox mate	1055.21 IM



AISI 316

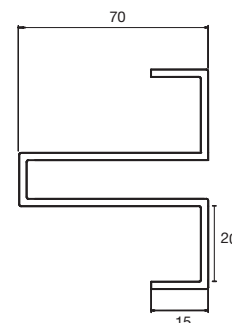
TIRADOR DOBLE

Para pegar

L = 120

Acabados:

Vidrio 8 mm	Inox brillo Inox mate	1076 IB 1076 IM
Vidrio 10 mm	Inox brillo Inox mate	1076.1 IB 1076.1 IM
Vidrio 12 mm	Inox brillo Inox mate	1076.2 IB 1076.2 IM



1844
1843
1845
1847
1846
1848

L = 300

Acabados:

Vidrio 8 mm	Inox brillo Inox mate	1076.3 IB 1076.3 IM
Vidrio 10 mm	Inox brillo Inox mate	1076.4 IB 1076.4 IM
Vidrio 12 mm	Inox brillo Inox mate	1076.5 IB 1076.5 IM

TIRADOR DOBLE

Para pegar

L = 120

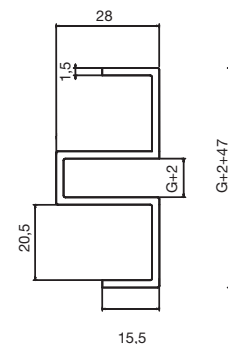
Acabados:

Vidrio 8 mm	Inox brillo Inox mate	1058 IB 1058 IM
Vidrio 10 mm	Inox brillo Inox mate	1058.1 IB 1058.1 IM
Vidrio 12 mm	Inox brillo Inox mate	1058.2 IB 1058.2 IM

L = 2200

Acabados:

Vidrio 10 mm	Inox brillo Inox mate	1058.6 IB 1058.6 IM
Vidrio 12 mm	Inox brillo Inox mate	1058.7 IB 1076.7 IM



1830
1829
1831
1833
1832
1834
1835
1836

L = 400

Acabados:

Vidrio 8 mm	Inox brillo Inox mate	1058.3 IB 1058.3 IM
Vidrio 10 mm	Inox brillo Inox mate	1058.4 IB 1058.4 IM
Vidrio 12 mm	Inox brillo Inox mate	1058.5 IB 1058.5 IM

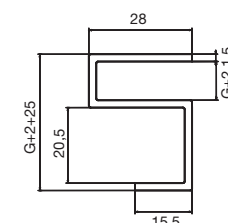
TIRADOR SIMPLE

Para pegar

L = 120

Acabados:

Vidrio 8 mm	Inox brillo Inox mate	1057 IB 1057 IM
Vidrio 10 mm	Inox brillo Inox mate	1057.1 IB 1057.1 IM
Vidrio 12 mm	Inox brillo Inox mate	1057.2 IB 1057.2 IM



1827
1826
1828



Vidrio 8/10/12 mm

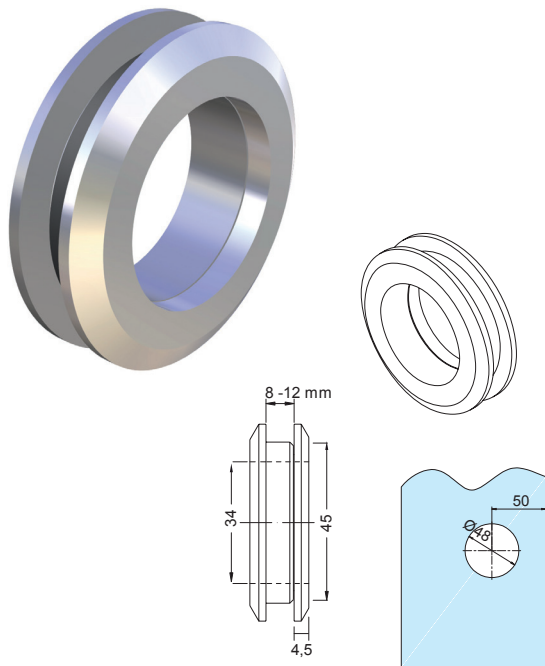
TIRADOR CORREDERA PASANTE Ø 55 mm

Material: Aluminio

DOBLE

Acabados:

Inox brillo	2982 IB
Inox mate	2982 IM



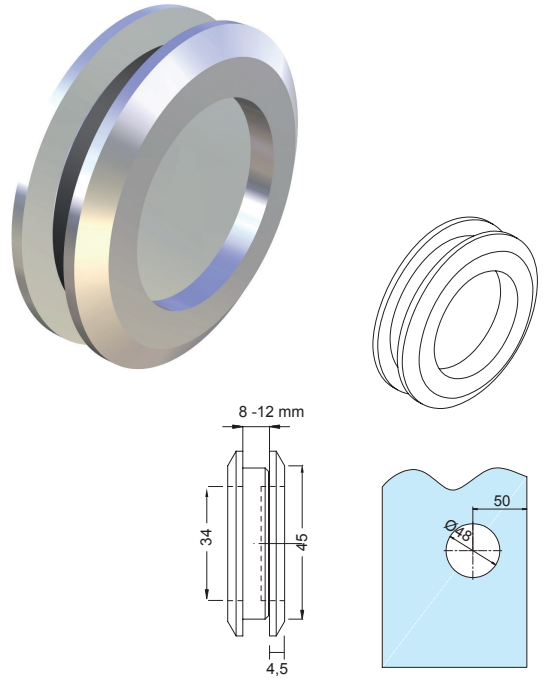
TIRADOR CORREDERA CIEGO Ø 55 mm

Material: Aluminio

DOBLE

Acabados:

Inox brillo	2983 IB
Inox mate	2983 IM



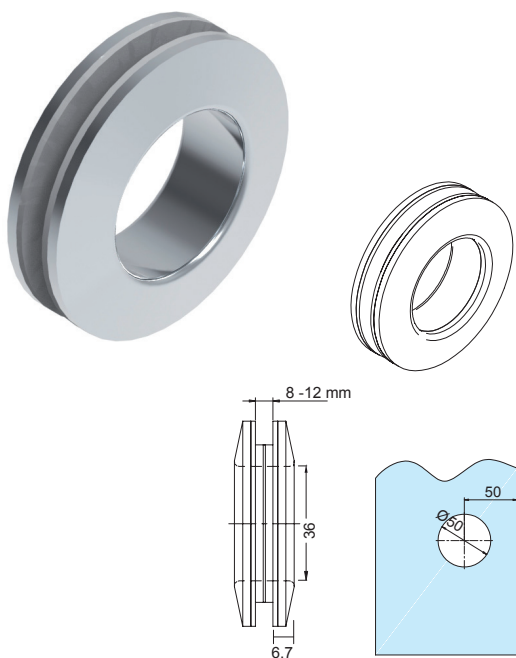
TIRADOR CORREDERA PASANTE Ø 65 mm

Material: Aluminio

DOBLE

Acabados:

Plata mate	2984 PM
------------	----------------



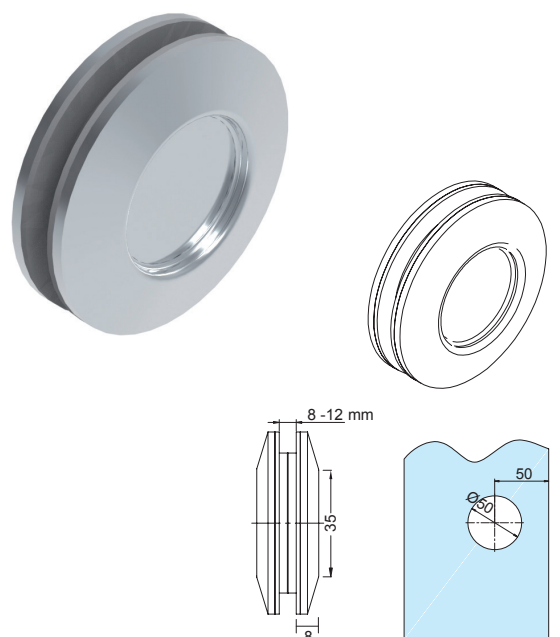
TIRADOR CORREDERA CIEGO Ø 65 mm

Material: Aluminio

DOBLE

Acabados:

Plata mate	2985 PM
------------	----------------



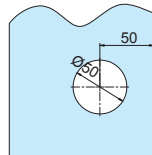
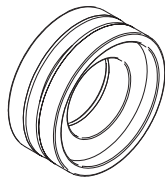
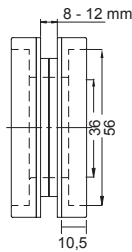
TIRADOR CORREDERA PASANTE Ø 65 mm

Material: Aluminio

DOBLE

Acabados:

Plata mate **2986 PM**



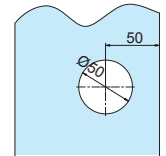
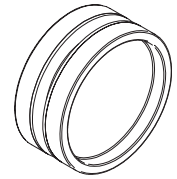
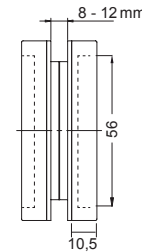
TIRADOR CORREDERA CIEGO Ø 65 mm

Material: Aluminio

DOBLE

Acabados:

Plata mate **2987 PM**



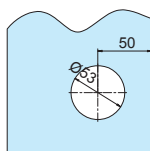
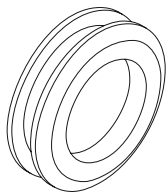
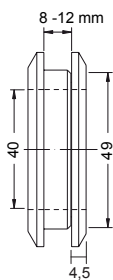

TIRADOR CORREDERA CIEGO Ø 65 mm

Material: inox

DOBLE

Acabados:

Inox mate **2988 IM**



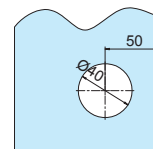
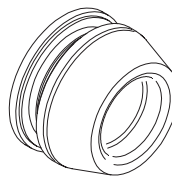
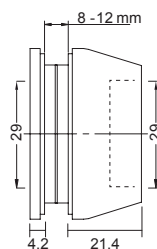

TIRADOR CORREDERA CIEGO Ø 50 mm

Material: Aluminio

DOBLE

Acabados:

Plata mate **2993 PM**



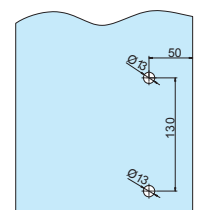
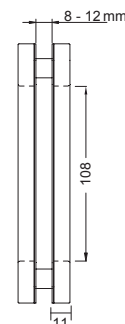
TIRADOR CORREDERA RECTANGULAR 160 x 46 mm

Material: Aluminio

DOBLE

Acabados:

Plata mate **2994 PM**





TIRADOR UÑERO DOBLE ALUMINIO

Ø 60 x 10 mm **NOVEDAD**

Autoadhesivo

Incluye plantilla para centrar

DOBLE

Acabados:

Inox brillo	2992 IB
Plata mate	2992 PM
Negro mate	2992 NE



TIRADOR CORREDERA INOX DOBLE


Ø 70 x 6 mm

Autoadhesivo

DOBLE

Acabados:

Inox mate	2997 IM
-----------	---------



TIRADOR CORREDERA INOX DOBLE


150 x 65 x 6 mm

Autoadhesivo

DOBLE

Acabados:

Inox mate	2996 IM
-----------	---------



TIRADOR CORREDERA INOX DOBLE

150 x 25 x 6 mm

Autoadhesivo

DOBLE

Acabados:

Inox mate	2999 IM
-----------	---------



AISI-304

TIRADOR CORREDERA DOBLE 75 X 75 mm

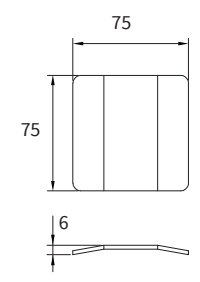
Para pegar
Incluye adhesivo 3M

Acabados:

Inox mate	1200 IM
-----------	---------



0282075S25



TIRADOR CORREDERA DOBLE 150 X 75 mm

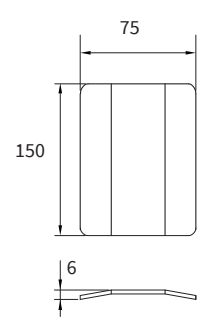
Para pegar
Incluye adhesivo 3M

Acabados:

Inox mate	1201 IM
-----------	---------



0282150S25



TIRADOR CORREDERA DOBLE 50 X 50 mm

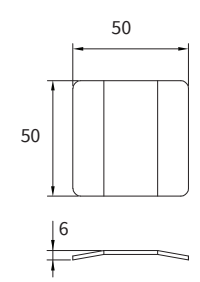
Para pegar
Incluye adhesivo 3M

Acabados:

Inox mate	1202 IM
-----------	---------



0283050S25



TIRADOR CORREDERA DOBLE 150 X 50 mm

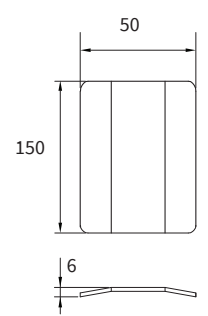
Para pegar
Incluye adhesivo 3M

Acabados:

Inox mate	1203 IM
-----------	---------



0283150S25





MADERA

TIRADOR CORREDERA DOBLE

Para pegar
Incluye adhesivo 3M

Acabados:

Ø 65 mm

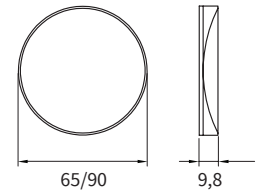
Maple	1210
Roble	1211
Nogal	1212

Ø 90 mm

Maple	1213
Roble	1214
Nogal	1215



0287065W15
0287065W16
0287065W17
0287090W15
0287090W16
0287090W17



TIRADOR CORREDERA DOBLE

65 X 65 mm

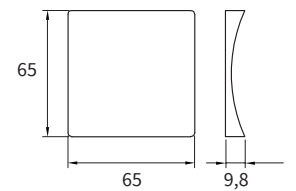
Para pegar
Incluye adhesivo 3M

Acabados:

Maple	1216
Roble	1217
Nogal	1218



0288065W15
0288065W16
0288065W17



TIRADOR CORREDERA DOBLE

150 X 50 mm

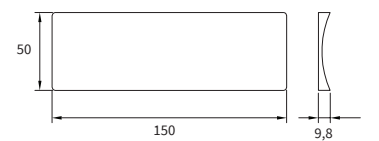
Para pegar
Incluye adhesivo 3M

Acabados:

Maple	1219
Roble	1220
Nogal	1221



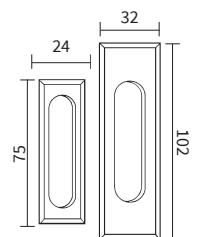
0289150W15
0289150W16
0289150W17



TIRADOR VITRINA AUTOADHESIVO EXTRAPLANO

Translúcido

Pequeño	638
Grande	638.1



MODELO TEMPO



TEMPO

Un elegante tirador con una pequeña curva en su parte central que otorga confort y suavidad. TEMPO tiene una precisa ergonomía para que se necesite solo unos dedos para mover una puerta suavemente, al ritmo de su usuario.

El juego de tiradores está disponible para ser atornillado o pegado.



PARA PUERTAS DE MADERA

L = 300 mm

35/45mm espesor

Acabados:

Anonizado silver	2302 PL
Negro	2302 NE

L = 700 mm

35/45mm espesor

Acabados:

Anonizado silver	2303 PL
Negro	2303 NE

PARA PUERTAS DE VIDRIO

L = 300 mm

Autoadhesivo

Acabados:

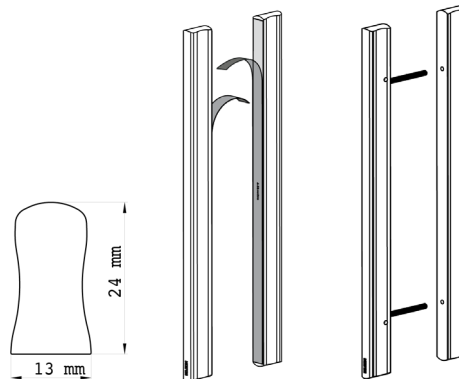
Anonizado silver	2306 PL
Negro	2306 NE

L = 700 mm

Autoadhesivo

Acabados:

Anonizado silver	2307 PL
Negro	2307 NE



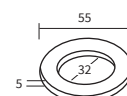
- 1203
- 1273
- 1207
- 1277
- 1213
- 1283
- 1217
- 1287

JUEGO TIRADOR CORREDERA

PARA PEGAR

Doble

2305



2971



6.3 - POMOS

ASSA ABLOY

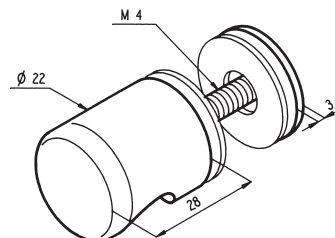
POMOS Y TIRADORES

POMO SIMPLE Ø 22 mm

3249.0

Características técnicas:

- Vidrio 4/8 mm
- Montaje con taladro Ø 6 mm
- Material: latón
- Se suministra con 2 juntas PVC traslúcidas de 1 mm de espesor
- Apriete del pomo por el interior con tornillo



Acabados:

Plata brillo	1710 PB
Plata mate	1710 PM
Efecto inox mate	1710 IN

POMO DOBLE Ø 22 mm

3250.0

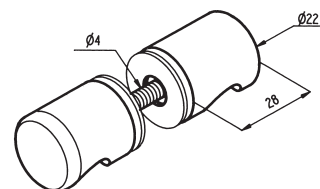
Vidrio 4/8 mm

3267.0

Montaje con taladro Ø 6 mm

Acabados:

Plata brillo	1711 PB
Plata mate	1711 PM
Efecto inox mate	1711 IN



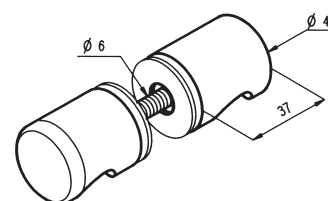
POMO DOBLE Ø 40 mm

Vidrio 6/12 mm

Montaje con taladro Ø 8 mm

Acabados:

Plata brillo	1714 PB
Plata mate	1714 PM
Lacado blanco	1714 BL
Efecto inox mate	1714 IN



POMO SIMPLE Ø 45 mm

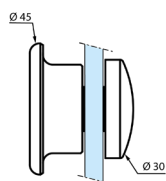
3259.0

Vidrio 6/8/10 mm

Montaje con taladro Ø 16 mm

Acabados:

Plata brillo	1713.1 PB
Plata mate	1713.1 PM
Efecto inox mate	1713.1 IN



POMO DOBLE Ø 40 mm

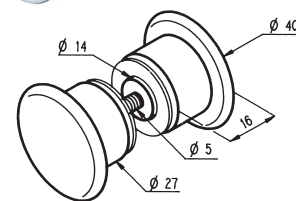
3266.0

Vidrio 6/8/10 mm

Montaje con taladro Ø 16 mm

Acabados:

Plata brillo	1713 PB
Plata mate	1713 PM
Efecto inox mate	1713 IN
Negro	1713 NE



POMO DOBLE 30 mm

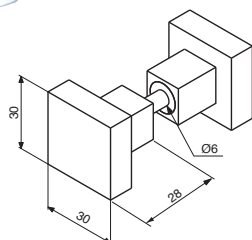

3666.0

Vidrio 6/8/10 mm

Montaje con taladro Ø 8 mm

Acabados:

Plata brillo	1704 PB
Plata mate	1704 PM
Negro	1704 NE



POMO DOBLE Ø 32 mm

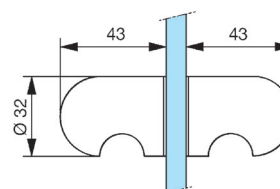
3066.0

Vidrio 6/8/10 mm

Montaje con taladro Ø 10 mm

Acabados:

Plata brillo	1712.1 PB
Plata mate	1712.1 PM
Efecto inox mate	1712.1 IN

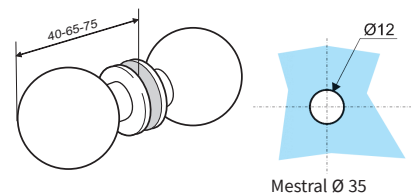


POMOS

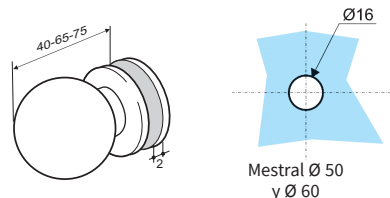
Vidrio 6 a 12 mm

POMO MESTRAL**Ø 35 mm****Acabados:****DOBLE**Plata brillo **4290.1 PB****SIMPLE**Plata brillo **4290.2PB****Ø 50 mm****Acabados:****DOBLE**Plata brillo **4290.3 PB**
Inox brillo **4290.3 IB**
Inox mate **4290.3 IM****SIMPLE**Plata brillo **4290.4 PB**
Inox brillo **4290.4 IB**
Inox mate **4290.4 IM****Ø 60 mm****Acabados:****DOBLE**Plata brillo **4290.5 PB**
Inox brillo **4290.5 IB**
Inox mate **4290.5 IM****SIMPLE**Plata brillo **4290.6 PB**
Inox brillo **4290.6 IB**
Inox mate **4290.6 IM**

* Opción acabado plata mate veloux bajo pedido



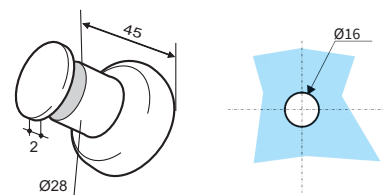
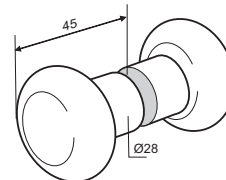
Mestral Ø 35



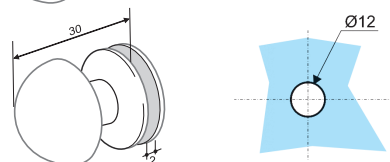
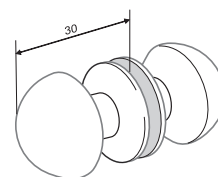
Mestral Ø 50 y Ø 60

POMO LLEVANT Ø 50 mm**Acabados:****DOBLE**Inox brillo **4295.3 IB**
Inox mate **4295.3 IM****SIMPLE**Inox brillo **4295.4 IB**
Inox mate **4295.4 IM**

* Opción acabado plata mate veloux bajo pedido

Levant
Levant - S**POMO XALOC Ø 35 mm****Acabados:****DOBLE**Plata brillo **4294.1 PB****SIMPLE**Plata brillo **4294.2 PB**

* Opción acabado plata mate veloux bajo pedido

Xaloc
Xaloc - S



Vidrio 6 a 12 mm

POMO GREGAL Ø 35 mm

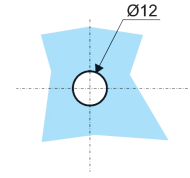
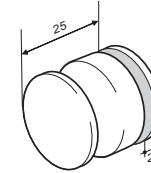
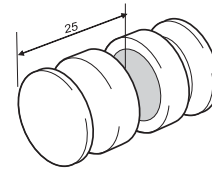
Acabados:

DOBLE

Plata brillo	892.2 PB
Plata mate veloux	892.2 PM
Blanco	892.2 BL
Negro	892.2 NE
Efecto inox mate	892.2 IN

SIMPLE

Plata brillo	892.1 PB
Plata mate veloux	892.1 PM
Blanco	892.1 BL



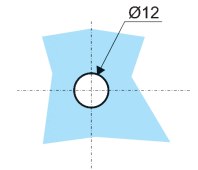
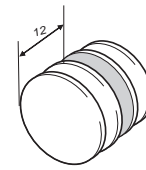
Gregal
Gregal - S

POMO PONENT Ø 35 mm

DOBLE

Acabados:

Plata brillo	4291.2 PB
Plata mate veloux	4291.2 PM



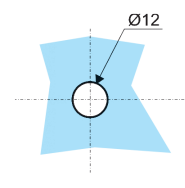
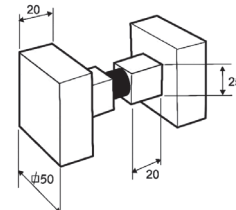

Ponent

POMO TRAMUNTANA Ø 50 mm

DOBLE

Acabados:

Plata brillo	4276 PB
--------------	---------



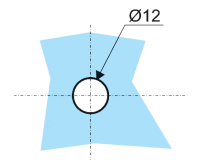
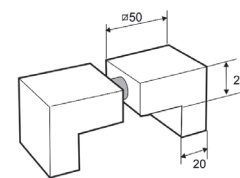

Tramuntana

POMO MITJORN Ø 50 mm

DOBLE

Acabados:

Plata brillo	4277 PB
--------------	---------



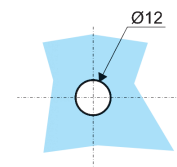
Mitjorn

CUBRE TALADROS Ø 35 mm

DOBLE

Acabados:

Plata brillo	4279 PB
Plata mate veloux	4279 PM



CT

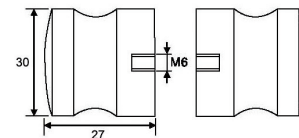
POMOS Ø 30 mm

P1000

Taladro Ø 12 mm

Acabados:

Plata brillo	5685 PB
Efecto inox mate	5685 IN
Negro	5685 NE

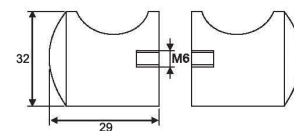
**POMOS Ø 32 mm**

P3000

Taladro Ø 12 mm

Acabados:

Plata brillo	5687 PB
Efecto inox mate	5687 IN

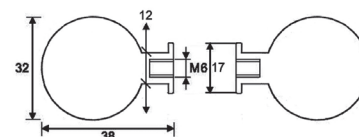
**POMOS Ø 32 mm**

P4000

Taladro Ø 12 mm

Acabados:

Plata brillo	5688 PB
Efecto inox mate	5688 IN



**ESTAMOS A TU DISPOSICIÓN
PARA CUALQUIER CONSULTA**

Teléfono: 934 10 36 00 | Fax: 934 10 36 09
vitrum@vitrum.es | pedidos@vitrum.es | www.vitrum.es



INOX Vidrio 6/8/10/12 mm

POMO 16 x 25 mm

AISI-304

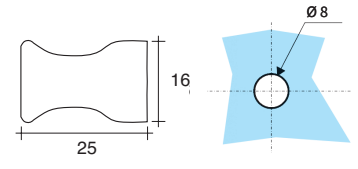

DOBLE

Acabados:

Inox brillo	889.5J IB
Inox mate	889.5J IM

SIMPLE

889.5



1901

POMO 30 x 25 mm

AISI-304

DOBLE

Inox brillo	889.6J IB
Inox mate	889.6J IM
Negro mate	889.6J NE

SIMPLE

889.6

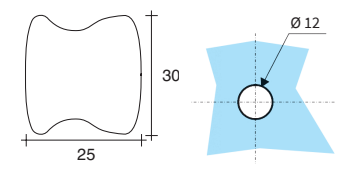
AISI-316

DOBLE

Inox brillo	889.56J IB
Inox mate	889.56J IM

SIMPLE

889.56



1902

1908

POMO 25 x 25 x 40 mm

AISI-304

DOBLE

Inox brillo	1056 IB
Inox mate	1056 IM
Negro mate	1056 NE

SIMPLE

1056.1

POMO 35 x 35 x 42 mm

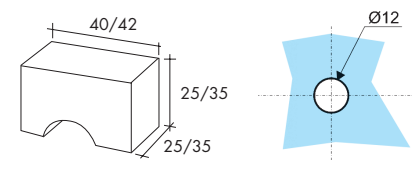

AISI-304

DOBLE

Inox brillo	1056.2 IB
Inox mate	1056.2 IM
Negro mate	1056.2 NE

SIMPLE

1056.3



1906

1907

POMO

AISI-304

A = 34 B = 22 L = 34

DOBLE

Inox brillo	889.7J IB
Inox mate	889.7J IM

SIMPLE

889.7

A = 48 B = 29 L = 41

DOBLE

Inox brillo	889.8J IB
Inox mate	889.8J IM

SIMPLE

889.8

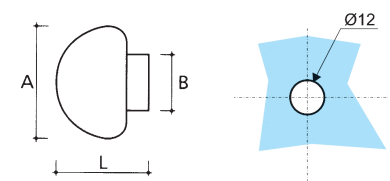
A = 59 B = 30 L = 50

DOBLE

Inox brillo	889.9J IB
Inox mate	889.9J IM

SIMPLE

889.9



1903

1904

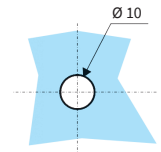
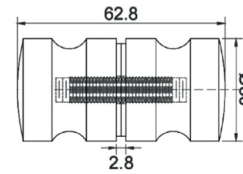
1905

POMO INOX Ø 30 mm

AISI-304

DOBLE

Inox brillo	5761 IB
Inox mate	5761 IM
Negro mate	5761 NE



POMO INOX

Tornillo de Ø 4 mm

Acabados:

Ø 20 mm

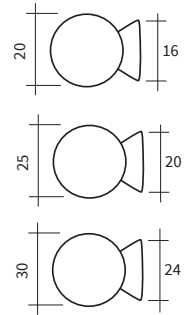

Inox brillo	889.1 IB
Inox mate	889.1 IM

Ø 25 mm

Inox brillo	889.2 IB
Inox mate	889.2 IM

Ø 30 mm

Inox brillo	889.3 IB
Inox mate	889.3 IM



POMO METAL

Tornillo de Ø 4 mm

Acabados:

Ø 18 mm

Plata brillo	890 PB
Plata mate	890 PM
Oro brillo	890 OB

Ø 28 mm

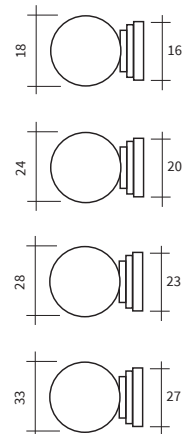
Plata brillo	890.2 PB
Plata mate	890.2 PM
Oro brillo	890.2 OB

Ø 24 mm

Plata brillo	890.1 PB
Plata mate	890.1 PM
Oro brillo	890.1 OB

Ø 33 mm

Plata brillo	890.3 PB
Plata mate	890.3 PM
Oro brillo	890.3 OB



POMO FACETADO Ø 30 mm

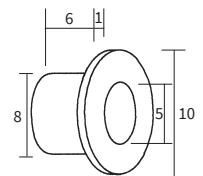
Tornillo de Ø 4 mm

Acabado base latón

Acabados:

Oro	980 OR
Plata	980 PL

* Incluye distanciador ref. 960



*Distanciador Ref.960

POMO "FOLD" INOX Ø 30 mm

Para puertas abatibles y correderas

Sin muesca

Vidrio 10 mm

Acabados:

Inox brillo	894.1 IB
-------------	-----------------

