


BERNARDO®

www.bernardo.at

03/2022

MILLING MACHINES



T 500 PR
T 500 PF
T 600 R
T 650
T 750
T 800 F
TS 900 F
TS 1000 F
T 1300
T 1300 E

TS 1300
TS 1300 E
TS 1300 TCE
TS 1300 TC

Spindle moulder

T 500 PR

The ideal table spindle moulder for craftsmen looking for a combination of high performance and precision at minimum space requirements. Comes complete with roller table to raise user comfort significantly.

- Solid moulding fence features finely adjustable aluminium stop bars
- Roller table, as standard, for maximum operating comfort
- Torsion-free, grey cast-iron machine table for maximum accuracy
- Oversize moulding fence with dust extraction outlet 100 mm
- V-belt allows for fast and convenient speed change
- Ergonomically arranged switches and control elements guarantee high work comfort
- Generous, grey cast-iron construction of moulder unit



Spindle moulding fence comes complete with fine adjustment. Integrated dust outlet ensures proper dust removal.



Practically positioned handwheel guarantees quick and easy spindle height adjustment.



V-belt allows for fast and convenient speed change.

Standard accessories:

- Roller table
- Downholder
- Stop bar
- Protective and pressing device

Technical data	T 500 PR
Table size	600 x 400 mm
Table size roller table	400 x 250 mm
Working height	820 mm
Spindle diameter	30 mm
Height adjustment of spindle	110 mm
Working length of spindle	105 mm
Max. tool diameter	160 mm
Max. tool diameter concealed	160 mm
Spindle speed	1400/3790/5670/8650 rpm
Motor power output S ₁ 100%	1,5 kW (2,0 HP)
Motor power input S ₆ 40%	2,1 kW (2,8 HP)
Voltage	230 V or 400 V
Machine dimension (W x D x H)	1040 x 1070 x 1130 mm
Weight approx.	99 kg
Art. no.	09-1254B (230 V) 09-1255B (400 V)



Precisely manufactured and polished grey cast-iron roller table comes standard.



VOLTAGE

Alternatively in
230 V or 400 V

BERNARDO
HOBBY

Optional accessories:

	Art. no.	excl. VAT
Integral fence	09-12501	
Ring fence	09-12502	
Interchangeable spindle 30 mm	09-1253C	
Interchangeable spindle for end mills 6, 8, 12 mm	09-1253D	
Collets 6, 8, 12 mm	09-1253F	
Dust collector DC 230 E / 230 V with tube (2,5 m)	12-2043	
Dust collector DC 230 E / 400 V with tube (2,5 m)	12-2044	
Dust collector with cartridge filter DC 250 CF / 230 V	12-2085	
PU-tube diam. 100 mm (6 m)	12-1077	
Automatic start-up ALV 2 / M 230 - 230 V	12-1152	
Power feeder Baby M 3	13-1005	
Universal cutter head set 100 x 40 x 30 mm	16-2349	

Spindle moulder

T 500 PF

The T 500 PF - an enhanced version of the T 500 PR model - features a sliding table to widen the range of applications enormously and make it an attractive option for experienced amateurs.

- Solid, oversize grey cast-iron table ensures vibration-free run
- Smooth sliding table for easier processing of oversize workpieces
- 4 speed settings come standard to allow for optimal adjustment to each workpiece
- Solid moulder unit with powerful motor
- Robust moulding fence with finely adjustable aluminium stop bars
- Dynamically balanced moulder spindle ensures precise running
- Complete with mitre fence and downholder



The stop bars of the moulding fence can easily and quickly be adjusted to each cutting tool. The standard protective device eliminates the risk of workpiece kickback.

BERNARDO®
HOBBY



OPTIMUM
4 spindle speeds

Complete with mitre fence which can be tilted from -60° to +60°.



The interchangeable spindle shortens processing times when working on series.

VOLTAGE
Alternatively in 230 V or 400 V

Standard accessories:

- Interchangeable spindle 30 mm
- Interchangeable spindle for end mills 6, 8, 12 mm
- Collets 6, 8, 12 mm
- Sliding table
- Mitre fence
- Digital speed indication
- Downholder
- Stop bar
- Protective and pressing device



Electronic display of spindle speed settings.



Technical data

T 500 PF

Table size	600 x 400 mm
Table size sliding table	1000 x 215 mm
Working height	820 mm
Spindle diameter	30 mm
Height adjustment of spindle	110 mm
Working length of spindle	95 mm
Max. tool diameter	160 mm
Max. tool diameter concealed	160 mm
Spindle speed	1400/3790/5670/8650 rpm
Motor power output S ₁ 100%	1,5 kW (2,0 HP)
Motor power input S ₆ 40%	2,1 kW (2,8 HP)
Voltage	230 V or 400 V
Machine dimension (W x D x H)	1040 x 730 x 1130 mm
Weight approx.	97 kg
Art. no.	09-1251B (230 V) 09-1252B (400 V)

Optional accessories:

	Art. no.	excl. VAT
Integral fence	09-12501	
Ring fence	09-12502	
Interchangeable spindle 30 mm	09-1253C	
Interchangeable spindle for end mills 6, 8, 12 mm	09-1253D	
Collets 6, 8, 12 mm	09-1253F	
Dust collector DC 230 E / 230 V with tube (2,5 m)	12-2043	
Dust collector DC 230 E / 400 V with tube (2,5 m)	12-2044	
Dust collector with cartridge filter DC 250 CF / 230 V	12-2085	
PU-tube diam. 100 mm (6 m)	12-1077	
Power feeder AF 32 / 400 V	13-1015	
Universal cutter head set 100 x 40 x 30 mm	16-2349	

BERNARDO®
www.bernardo.at

Spindle moulder

T 600 R

The T 600 R table spindle moulder comes complete with a roller table.
This model is extremely popular among experienced amateurs.

- Roller table featuring mitre fence significantly raises user comfort
- V-belt allows for quick and easy speed change
- Robust construction ensures vibration-free run
- Mitre fence with downholder is part of standard equipment
- Solid moulding fence features anodized stop bars
- Ergonomically arranged control elements and switches for high work comfort
- Solid moulder unit features high-torque drive motor



V-belt allows for quick and easy speed change.



Roller table – part of standard accessories – assists when processing oversize workpieces.



Spindle lock allows for quick and convenient change of cutting tools.

Solid construction

Standard accessories:

- Roller table
- Downholder
- Stop bar
- Mitre fence
- Protective and pressing device

VOLTAGE

**Alternatively in
230 V or 400 V**

Technical data

T 600 R

Table size	700 x 560 mm
Table size roller table	220 x 320 mm
Working height	870 mm
Spindle diameter	30 mm
Height adjustment of spindle	100 mm
Working length of spindle	80 mm
Max. tool diameter	200 mm
Max. tool diameter concealed	105 mm
Table opening	120 mm
Spindle speeds	3500 / 7000 rpm
Dust extraction outlet	100 mm
Motor power output S ₁ 100%	2,2 kW (3,0 HP)
Motor power input S ₆ 40%	3,0 kW (4,0 HP)
Voltage	230 V or 400 V
Machine dimension (W x D x H)	800 x 900 x 1200 mm
Weight approx.	196 kg
Art. no.	09-1256 (230 V) 09-1257 (400 V)



Moulding fence is equipped with anodized aluminium stop bars.



BERNARDO®
HOBBY

Optional accessories:

	Art. no.	excl. VAT
Dust collector DC 230 E / 230 V with tube (2,5 m)	12-2043	
Dust collector DC 230 E / 400 V with tube (2,5 m)	12-2044	
Dust collector with cartridge filter DC 250 CF / 230 V	12-2085	
PU-tube diam. 100 mm (6 m)	12-1077	
Universal cutter head set 100 x 40 x 30 mm	16-2349	

Spindle moulder

T 650

The T 650 table spindle moulder comes complete with 4 speed settings and a right and left turning device to allow for optimal adjustment to each workpiece. The optionally available roller table makes the processing of oversize workpieces significantly easier.

- Electronic LED speed display, quick and easy to read
- Moulding fence features finely adjustable aluminium stop bars on both sides
- Machine body consists of torsion-free steel construction
- Complete with moulding fence featuring a dust port (diameter 100 mm) and sanding sleeve (diameter 75 mm)
- Large speed range – 4 settings from 1800 - 9000 rpm
- Oversize grey cast-iron moulder unit
- Dynamically balanced moulder spindle ensures accurate run




Essential control elements and switches are all clearly arranged on right side of machine.



The optionally available roller table increases the range of applications significantly.



The solid moulding fence can be adjusted for tools up to 200 mm. Stop bars on both sides feature fine adjustment.



Complete with integral safety guides to ensure optimal safety.



Standard accessories:

- Electric speed indication
- Sanding sleeve diam. 75 mm
- Left and right turning
- Integral safety guides
- Protective and pressing device

Left and right turning

Serially with
integral safety guides

Technical data

T 650

Table size	690 x 480 mm
Roller table (optional)	500 x 480 mm
Working height	900 mm
Spindle diameter	30 mm
Height adjustment of spindle	100 mm
Working length of spindle	105 mm
Max. tool diameter	200 mm
Max. tool diameter concealed	180 mm
Table opening	200 mm
Spindle speed	1800 / 3000 / 6000 / 9000 rpm
Motor power output S ₁ 100%	2,8 kW (3,8 HP)
Motor power input S ₆ 40%	3,9 kW (5,3 HP)
Voltage	230 V
Machine dimension (W x D x H)	770 x 480 x 1200 mm
Weight approx.	160 kg
Art. no.	09-1260

Optional accessories:

Roller table with stop bar
Dust collector with cartridge filter DC 250 CF / 230 V
PU-tube diam. 100 mm (6 m)
Automatic start-up ALV 2 / M 230 - 230 V
Power feeder AF 32 / 230 V
Universal cutter head set 100 x 40 x 30 mm
Universal mobile base UF 300

Art. no.	excl. VAT
09-1275	
12-2085	
12-1077	
12-1152	
13-1014	
16-2349	
56-1070	

Spindle moulder with tilting spindle

T 750

- Large, grey cast-iron work table
- LED speed indicator allows for quick and easy readout
- Ergonomically positioned controls and switches guarantee high work comfort
- Powerful motor, even at continuous operation
- Solid and easily tiltable moulder unit, tiltable from -5° to $+30^{\circ}$
- Dynamically balanced spindle ensures precise machine run
- V-belt ensures quick and easy speed change
- Sturdy moulding fence with dust port of 100 mm and integral safety guides



Sanding sleeve (diameter 75 mm) is part of standard equipment.



User-friendly position of controls elements, electronic speed display on LED indicator.



Moulding fence comes complete with fine adjustment. Integrated dust port ensures proper dust removal.

BERNARDO®
www.bernardo.at
HOBBY



Standard accessories:

- Electronic speed indication
- Sanding sleeve diam. 75 mm
- Left and right turning
- Integral safety guides
- Protective and pressing device

**Serially with
integral safety guides**

Technical data

T 750


Table size	710 x 640 mm
Table size roller table (Option)	500 x 480 mm
Working height	910 mm
Spindle diameter	30 mm
Tilting spindle	-5° to $+30^{\circ}$
Height adjustment of spindle	100 mm
Working length of spindle	105 mm
Max. tool diameter	200 mm
Max. tool diameter concealed	180 mm
Table opening	200 mm
Spindle speed	1800 / 3000 / 6000 / 9000 rpm
Motor power output S_1 100%	2,8 kW (3,8 HP)
Motor power input S_6 40%	3,9 kW (5,3 HP)
Voltage	230 V or 400 V
Machine dimension (W x D x H)	790 x 640 x 1200 mm
Weight approx.	170 kg
Art. no.	09-1265 (230 V) 09-1270 (400 V)

Optional accessories:

Roller table with stop bar	Art. no.	excl. VAT
Dust collector DC 300 / 400 V	09-1275	
PU-tube diam. 100 mm (6 m)	12-2045	
Automatic start-up ALV 10 / 1 M	12-1077	
Power feeder AF 32 / 400 V	12-1150	
Universal cutter head set 100 x 40 x 30 mm	13-1015	
Universal mobile base UF 300	16-2349	
	56-1070	

The T 750 spindle moulder is the perfect combination of quality at a moderate price. The milling spindle tilts from -5° to $+30^{\circ}$, the extensive range of standard equipment as well as the optionally available roller table make this model immensely popular for various types of milling operations.

T 750



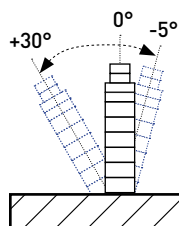

The optionally available roller table with extractable telescopic fence and eccentric holder widens the application range additionally.



The integral safety guides made from anodized aluminium can be adjusted to any moulder tool and guarantee maximum safety.



The grey cast-iron moulder unit is easily accessible, which allows for a hassle-free speed change.



VOLTAGE

Alternatively in
230 V or 400 V

Left and right turning

BERNARDO®
www.bernardo.at

Should you have any questions, please feel free to contact our service center +43 / 732 / 664015

Spindle moulder with tilting spindle

T 800 F

- Smooth sliding table allows for easier processing of oversize workpieces
- Solid moulding fence features finely adjustable aluminium fence rails
- Quick and easy readout of spindle speed on digital display
- Mitre fence with eccentric holder is part of standard equipment
- Dynamically balanced moulder spindle ensures for precise run
- V-belt allows for fast and convenient speed change
- Solid square table for processing of oversize workpieces without needing extra support (optional extra)
- All aluminium parts (sliding table, fences etc.) are anodized
- Large, grey cast-iron moulder unit, tilts from +5° to -45°
- Moulder spindle tilts to the back which results in the following advantages:
 - optimal use of power feeder, high safety standards and immaculate finish



Electronic display of spindle speed settings.



Complete with sliding table to allow for convenient processing of oversize workpieces.



The aluminium stop bar can be mounted at the front or rear of the square table.

Left and right turning


Standard accessories:

- Sliding table
- Mitre fence with downholder
- Digital speed indication
- Left and right turning
- Table extension
- Protective and pressing device

Technical data

T 800 F

Table size	1000 x 360 mm
Table size sliding table	1000 x 240 mm
Size square table (optional)	600 x 410 mm
Working height	895 mm
Spindle diameter	30 mm
Tilting spindle	+5° to -45°
Height adjustment of spindle	100 mm
Working length of spindle	100 mm
Max. tool diameter	200 mm
Max. tool diameter concealed	180 mm
Table opening	200 mm
Spindle speed	1800 / 3000 / 6000 / 9000 rpm
Dust extraction outlet	100 mm
Motor power output S ₁ 100%	2,8 kW (3,8 HP)
Motor power input S ₆ 40%	3,9 kW (5,3 HP)
Voltage	230 V or 400 V
Machine dimension (W x D x H)	1240 x 710 x 1200 mm
Weight approx.	218 kg
Art. no.	09-1279 (230 V) 09-1280 (400 V)



Picture shows optionally available square table with stop bar.

Optional accessories:

	Art. no.	excl. VAT
Integral fence	09-12501	
Ring fence	09-12502	
Square table with stop bar	09-1281	
Dust collector DC 300 / 400 V	12-2045	
PU-tube diam. 100 mm (6 m)	12-1077	
Automatic start-up ALV 10 / 1 M	12-1150	
Power feeder AF 32 / 400 V	13-1015	
Universal cutter head set 100 x 40 x 30 mm	16-2349	

The T 800 F is a reliable spindle moulder with tilting spindle providing outstanding quality at a relatively low cost. The extensive range of applications and optimal work comfort were factored into the design of this model, as well as high safety standards and a user-friendly operating method.

T 800 F



The large opening on the front of machine ensures quick and easy speed change.

VOLTAGE

Alternatively in
230 V or 400 V

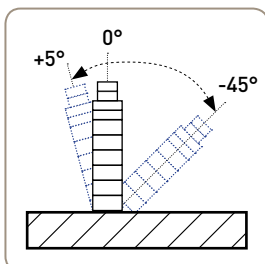


The aluminium stop bars can easily be adjusted to each cutting tool in a very short time – furthermore they feature fine adjustment.

BERNARDO®
www.bernardo.at
SEMIPROFESSIONAL



The electronic control elements are ergonomically arranged at the front of the machine.



BENEFIT

Spindle tilt
to the back

**Solid
construction**

BERNARDO®
www.bernardo.at

For technical requests you can reach us by e-mail at service@pwa.at

Spindle moulders with tilting spindle

TS 900 F TS 1000 F

- Comes complete with right and left turning and electric spindle brake
- Oversize opening on machine front allows for simple belt change for speed setting
- Features interchangeable spindle to guarantee for high productivity
- Extra large, grey cast-iron milling unit, attached on both sides of milling table
- Moulding fence with both-sided finely adjustable aluminium fence rails
- Handwheel with analogue angle indicator display allows for spindle tilt
- Dust removal at moulding fence and under table
- Powerful drive motor with automatic star-delta starter
- Torsion-free, heavily reinforced, grey cast-iron work table, precisely manufactured and polished for top accuracy
- Tilting spindle with precision bearing mounted in top section to lengthen life span / minimize wear of bearings



The milling spindle is tiltable (-10° to $+45^\circ$) and can height adjustable (180 mm).



Oversize opening on machine front allows for easy belt change to adjust speed.

BERNARDO
PROFESSIONAL



Complete with mitre fence and extractable guide fence.



Serially with sliding table

Technical data	TS 900 F	TS 1000 F
Table size incl. sliding table	900 x 700 mm	1000 x 800 mm
Table size sliding table	900 x 230 mm	1000 x 260 mm
Travel of sliding table	840 mm	940 mm
Working height	880 mm	880 mm
Spindle diameter	30 mm	30 mm
Tilting spindle	-10° to $+45^\circ$	-10° to $+45^\circ$
Height adjustment of spindle	180 mm	180 mm
Working length of spindle	120 mm	120 mm
Max. tool diameter		
- at profiling	180 mm	250 mm
- at tenoning	225 mm	335 mm
Max. tool diameter concealed	180 mm	210 mm
Table opening	190 mm	220 mm
Spindle speed	1500 / 3500 / 5500 / 7500 / 9000 rpm	1500 / 3500 / 5500 / 7500 / 9000 rpm
Dust extraction outlet Ø	100 / 100 mm	125 / 100 mm
Motor power	4,0 kW (5,5 HP) - 400 V	5,5 kW (7,5 HP) - 400 V
Machine dimension (W x D x H)	900 x 850 x 1070 mm	1000 x 1020 x 1340 mm
Weight approx.	370 kg	480 kg
Art. no.	09-1300	09-1305

Standard accessories:

- Sliding table
- Moulder fence FA-01
- Protective and pressing device
- Mitre fence with downholder
- Extractable stop bar
- Interchangeable spindle 30 mm
- Left and right turning
- LED speed indication
- Analogue angle indicator
- Electric spindle brake
- Automatic star-delta starter
- Connection for power feed

The TS 900F / TS 1000F spindle moulders with tilting spindle are reliable models featuring a work table with integrated sliding table as part of the standard equipment. The large number of applications, straightforward handling, extensive range of standard equipment and the immaculate finish make these machines ideal devices for professional users.

TS 900 F TS 1000 F

Milling machines



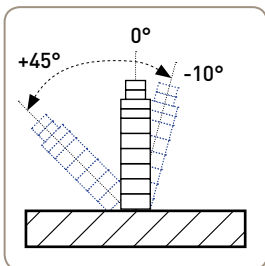
Solid grey cast-iron moulding fence can be used for tools up to 180 mm / 225 mm (TS 900 F) / and 250 / 335 mm (TS 1000 F). Guide rails on both sides are equipped with fine adjustment.



Work table features integrated sliding table to maximize user comfort.



Ergonomically arranged handwheel allows for tilting of milling unit, set angle can be read out analogously.



Optional accessories:

Interchangeable spindle Ø 30 mm, l = 140 mm
Interchangeable spindle Ø 35 mm, l = 140 mm
Interchangeable spindle Ø 40 mm, l = 160 mm

Art. no.	excl. VAT
09-1326	
09-1327	
09-1328	

Optional accessories:

Collet set 6, 8, 12 mm
Moulding fence FA-02
Dust collector DC 500 E / 400 V

Art. no.	excl. VAT
09-1331	
09-1336	
12-2066	

BERNARDO®
www.bernardo.at

For your closest dealer, contact us at www.bernardo.at

Spindle moulders

T 1300 T 1300 E

- Handwheel with analogue display for spindle stroke
- Wide speed range – 5 settings – from 1500 to 9000 rpm
- Electronic speed display featuring LED for easy readout
- Complete with interchangeable spindle to guarantee productivity
- Dynamically balanced moulder spindle for precise run free from vibrations
- Clearly arranged control elements on front of machine
- Comes with table extension, infeed roller and extractable workpiece support for oversize workpieces (E-model)
- Handwheel allows for adjustment of moulder fence – digital display shows settings to 1/10 mm accuracy
- Powerful motor (5.5 kW) with star-delta starter for continuous operation
- Generously sized, grey cast-iron moulder unit guarantees top precision and long lifetime

Serially with interchangeable spindle



The interchangeable spindle does not change the setting of tools, which significantly reduces time when working on series.

Handwheel allows for fine adjustment of fence. Digital display ensures easy readout to 1/10 mm accuracy.



Oversize, grey cast-iron moulder unit features a dynamically balanced moulder spindle to ensure vibration-free operation which guarantees optimal results.



Mitre fence and eccentric downholder are part of standard equipment.

Technical data	T 1300	T 1300 E
Table size	1300 x 850 mm	2500 x 430 / 850 mm
Table extension left / right	–	each 600 x 430 mm
Working height	870 mm	870 mm
Spindle diameter	30 mm	30 mm
Height adjustment of spindle	180 mm	180 mm
Working length of spindle	130 mm	130 mm
Max. tool diameter		
- at profiling	260 mm	260 mm
- at tenoning	335 mm	335 mm
Max. tool diameter concealed	210 mm	210 mm
Table opening	220 mm	220 mm
Spindle speed	1500 / 3500 / 5500 / 7500 / 9000 rpm	1500 / 3500 / 5500 / 7500 / 9000 rpm
Dust extraction outlet	125 / 100 mm	125 / 100 mm
Motor power	5,5 kW (7,5 HP) – 400 V	5,5 kW (7,5 HP) – 400 V
Machine dimension (W x D x H)	1300 x 1080 x 1400 mm	2600 x 1080 / 1200 x 1400 mm
Weight approx.	530 kg	665 kg
Art. no.	09-1310	09-1311

Standard accessories:

- Moulding fence FA-02
- Protective and pressing device
- Mitre fence with downholder
- Interchangeable spindle 30 mm
- Left and right turning
- LED speed indication
- Analogue height indication
- Electric spindle brake
- Automatic star-delta starter
- Connection for power feed
- Table extension right/left (T 1300 E)
- Extractable support (T 1300 E)

The T 1300 / T 1300 E table spindle moulders' design was particular high safety standards and user-friendly operation in order to create good working conditions and guarantee optimal user comfort. The solid grey cast-iron and steel construction ensures durable quality and precision for a lifetime.

T 1300 T 1300 E


Milling machines



All control elements are positioned at the front of the machine.

Solid construction

Moulding fence and additional extractor under the table allows for proper dust removal, creating a clean working environment.



BERNARDO
PROFESSIONAL



Optional accessories:

Interchangeable spindle Ø 30 mm, l = 140 mm
Interchangeable spindle Ø 40 mm, l = 160 mm

Art. no. excl. VAT
09-1326A
09-1329

Optional accessories:

Collet set 6, 8, 12 mm
Dust collector DC 500 E / 400 V

Art. no. excl. VAT
09-1331
12-2066

BERNARDO
www.bernardo.at

For the most up to date information please visit www.bernardo.at

Spindle moulders with tilting spindle

TS 1300 TS 1300 E


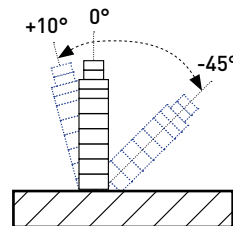
- Comes complete with right and left turning plus electric spindle brake
- Torsion-free, grey cast-iron, strongly reinforced machine table, precisely manufactured, immaculate finish for top accuracy
- Handwheel with analogue angle indicator for tilting of spindle (comes standard)
- Oversize, grey cast-iron milling unit, mounted on both sides of milling table
- Complete with table extension, infeed roller and extractable workpiece support for oversize workpieces (E-model)
- Handwheel allows for adjustment of moulder fence – digital display shows settings to 1/10 mm accuracy
- Powerful motor with automatic star-delta starter
- Straightforward belt change for easy speed settings at big opening on machine front
- Digital display for comfortable readout of milling spindle stroke with 1/10 mm accuracy
- Milling spindle with precision bearing mounted in top part to lengthen life span / reduce wear of bearings




Control of electronic components at the front of the machine. LED displays show speed settings.

BENEFIT

Spindle tilt to the back



The infeed roller and extractable table extension allow better handling of oversize workpieces.



Mitre fence and eccentric downholder are part of the standard equipment.


Technical data	TS 1300	TS 1300 E
Table size	1310 x 970 mm	2510 x 430 / 970 mm
Table extension left / right	-	each 600 x 430 mm
Working height	915 mm	915 mm
Spindle diameter	30 mm	30 mm
Tilting spindle	+10° to -45°	+10° to -45°
Height adjustment of spindle	180 mm	180 mm
Working length of spindle	120 mm	120 mm
Max. tool diameter		
- at profiling	260 mm	260 mm
- at tenoning	360 mm	360 mm
Max. tool diameter concealed	310 mm	310 mm
Table opening	320 mm	320 mm
Spindle speeds	1500 / 3500 / 5500 / 7500 / 9000 rpm	1500 / 3500 / 5500 / 7500 / 9000 rpm
Dust extraction outlet	125 / 100 mm	125 / 100 mm
Motor power	5,5 kW (7,5 HP) - 400 V	5,5 kW (7,5 HP) - 400 V
Machine dimension (W x D x H)	1310 x 1230 x 1500 mm	2610 x 1230 x 1500 mm
Weight approx.	530 kg	664 kg
Art. no.	09-1312	09-1313

Standard accessories:

- Moulder fence FA-02
- Protective and pressing device
- Mitre fence with downholder
- Interchangeable spindle 30 mm
- Left and right turning
- LED speed indication
- Analogue angular indication
- Digital spindle stroke indication
- Electric spindle brake
- Automatic star-delta starter
- Connection for power feed
- Table extension right/left (TS 1300 E)
- Extractable support (TS 1300 E)

The TS 1300 / TS 1300 E are compact spindle moulders with a tilting spindle that tilts to the back which results in remarkable advantages, for instance ideal use of power feed and high safety aspects for the operator. The table extension with extractable workpiece support (model E) makes processing of oversize workpieces significantly easier.

TS 1300 TS 1300 E



Milling spindle tilts to the back, bringing several advantages, such as optimal use of the power feed, maximum safety and tidy milling results.



Ergonomically arranged handwheel allows for tilting of milling unit – set angles can be read on digital indicator.

BERNARDO®
www.bernardo.at
PROFESSIONAL



Optional accessories:

Interchangeable spindle Ø 30 mm, l = 140 mm
Interchangeable spindle Ø 35 mm, l = 140 mm

Art. no. excl. VAT
09-1326
09-1327

Optional accessories:

Interchangeable spindle Ø 40 mm, l = 160 mm
Collet set 6, 8, 12 mm

Art. no. excl. VAT
09-1328
09-1331

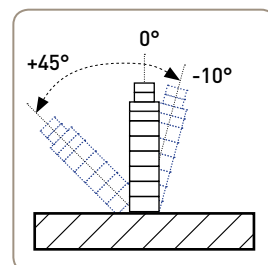
BERNARDO®
www.bernardo.at

You are welcome to request our current special offer catalogue at www.bernardo.at

Spindle moulders with tilting spindle

TS 1300 TC TS 1300 TCE

- Large speed range (5 settings) from 1500 to 9000 rpm
- Moulding fence features finely adjustable aluminium stop bars on both sides
- Handwheel with analogue angle indicator for tilting of spindle
- Electronic speed display – easy and comfortable read out on LED
- Complete with interchangeable spindle to achieve high productivity
- Logically arranged switch elements on machine front
- Tenoning carriage includes telescopic fence, tenoning hood (300 mm) and emergency-stop button
- Powerful motor (5.5 kW) with star-delta starter designed for continuous operation
- Large grey cast-iron moulder unit, tiltable from -10° to $+45^{\circ}$
- Includes table extension, infeed roller and extractable workpiece support for large workpieces (model E)



BERNARDO
PROFESSIONAL



Picture shows tenoning carriage, telescopic fence and eccentric holder. Tenoning hood suitable for workpiece diameter of up to 300 mm with table extension, infeed roller and extractable workpiece support on front of machine (model TCE).

Technical data	TS 1300 TC	TS 1300 TCE
Table size	1300 x 850 mm	1910 x 430 / 850 mm
Table extension right	–	600 x 430 mm
Working height	870 mm	870 mm
Spindle diameter	30 mm	30 mm
Tilting spindle	-10° to $+45^{\circ}$	-10° to $+45^{\circ}$
Height adjustment of spindle	160 mm	160 mm
Working length of spindle	110 mm	110 mm
Max. tool diameter		
- at profiling	260 mm	260 mm
- at tenoning	335 mm	335 mm
Max. tool diameter concealed	210 mm	210 mm
Table opening	220 mm	220 mm
Spindle speed	1500 / 3500 / 5500 / 7500 / 9000 rpm	1500 / 3500 / 5500 / 7500 / 9000 rpm
Tenoning carriage		
Table size	900 x 360 mm	900 x 360 mm
Max. travel	830 mm	830 mm
Dust extraction outlet	125 / 100 mm	125 / 100 mm
Motor power	5,5 kW (7,5 HP) – 400 V	5,5 kW (7,5 HP) – 400 V
Machine dimension (W x D x H)	1310 x 1230 x 1500 mm	2610 x 1230 x 1500 mm
Weight approx.	530 kg	664 kg
Art. no.	09-1315	09-1314




Standard accessories:

- Moulding fence FA-01
- Protective and pressing device
- Tenoning hood
- Tenoning carriage and tiltable telescope fence
- Interchangeable spindle 30 mm
- Left and right turning
- LED speed indication
- Analogue angular indication
- Electric spindle brake
- Automatic star-delta starter
- Connection for power feed
- Table extension right (TS 1300 TCE)
- Extractable support (TS 1300 TCE)

The TS 1300 TC / TS 1300 TCE are heavy spindle moulders with tilting spindle featuring a tenoning carriage to make these models suitable for a wide range of applications. Achieve perfect results with these two models -whether it is profile trimming, shape milling, rotary milling or copy milling.

TS 1300 TC TS 1300 TCE



Moulding fence and additional dust extractor under table allow for thorough dust removal. Aluminium fences can be finely adjusted by turning two knobs.



The interchangeable spindle does not change the setting of tools, which significantly reduces time when working on series.



Oversize handwheels allow for precise adjustment of milling spindle.



Optional accessories:

Interchangeable spindle Ø 30 mm, l = 140 mm
Interchangeable spindle Ø 35 mm, l = 140 mm
Interchangeable spindle Ø 40 mm, l = 160 mm

Art. no.	excl. VAT
09-1326	
09-1327	
09-1328	

Optional accessories:

Collet set 6, 8, 12 mm
Moulding fence FA-02
Dust collector DC 500 E / 400 V

Art. no.	excl. VAT
09-1331	
09-1336	
12-2066	

notes

BERNARDO®
www.bernardo.at

notes



Imprint:

All rights reserved – reproduction of images or texts or parts of these is strictly prohibited unless prior arrangements are made. Subject to technical and optical amendments. Product specifications subject to change without notice. Not responsible for printing errors or mistakes. Machines are partly displayed with optional extras. Prices subject to change. Prices in Euros, ex works (Linz, Austria), excl. any taxes. Edition 03/2022.

Your dealer



PWA Handelsges.m.b.H.

4020 Linz | Nebingerstraße 7a | Austria
phone: +43.732.66 40 15 | fax: +43.732.66 40 15-9
e-mail: bernardo@pwa.at | www.bernardo.at