
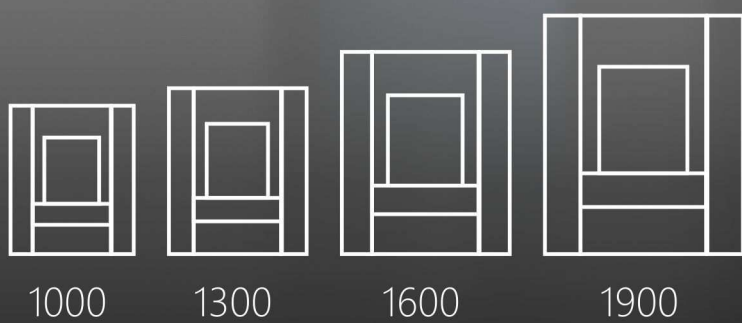


TANK **EVO** LINE

THE NEW STANDARD IN HORIZONTAL MACHINING CENTERS



TANK >> TANK EVO



APPLICATIONS



AEROSPACE



AUTOMOTIVE



HEAVY EQUIPMENT
AGRICULTURAL
MACHINERY



ENERGY
OIL & GAS



MACHINERY,
TOOLING, DEFENCE

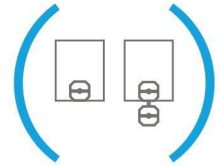


INDUSTRIAL
COMPONENTS





SINGLE/TWIN PALLET

SMART MANUFACTURING GOES COMPACT

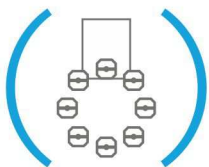


The whole TANK EVO family is available starting from single and twin-pallet configurations. Dedicated solutions allow to combine compactness and process flexibility, such as the availability of specific supervision software and the

ergonomic design. A wide front and roof opening standard for stand-alone single-pallet configuration and optional for the other versions, allows to load heavy parts directly from a crane or bridge crane.



Available in 4 and 5-axis configuration with multitasking functions for turning, grinding and power skiving.




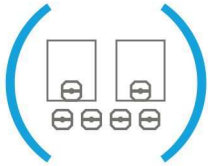
MULTIPALLET

AUTONOMY FIRST

Multipallet solutions are part of MCM DNA, representing the best compromise between flexibility, autonomy and easy-to-use system. Up to 15 pallets can be managed by

one machine thanks to jFMX supervision software and an innovative smart design that optimizes the overall dimensions of pallet magazine and operator station.



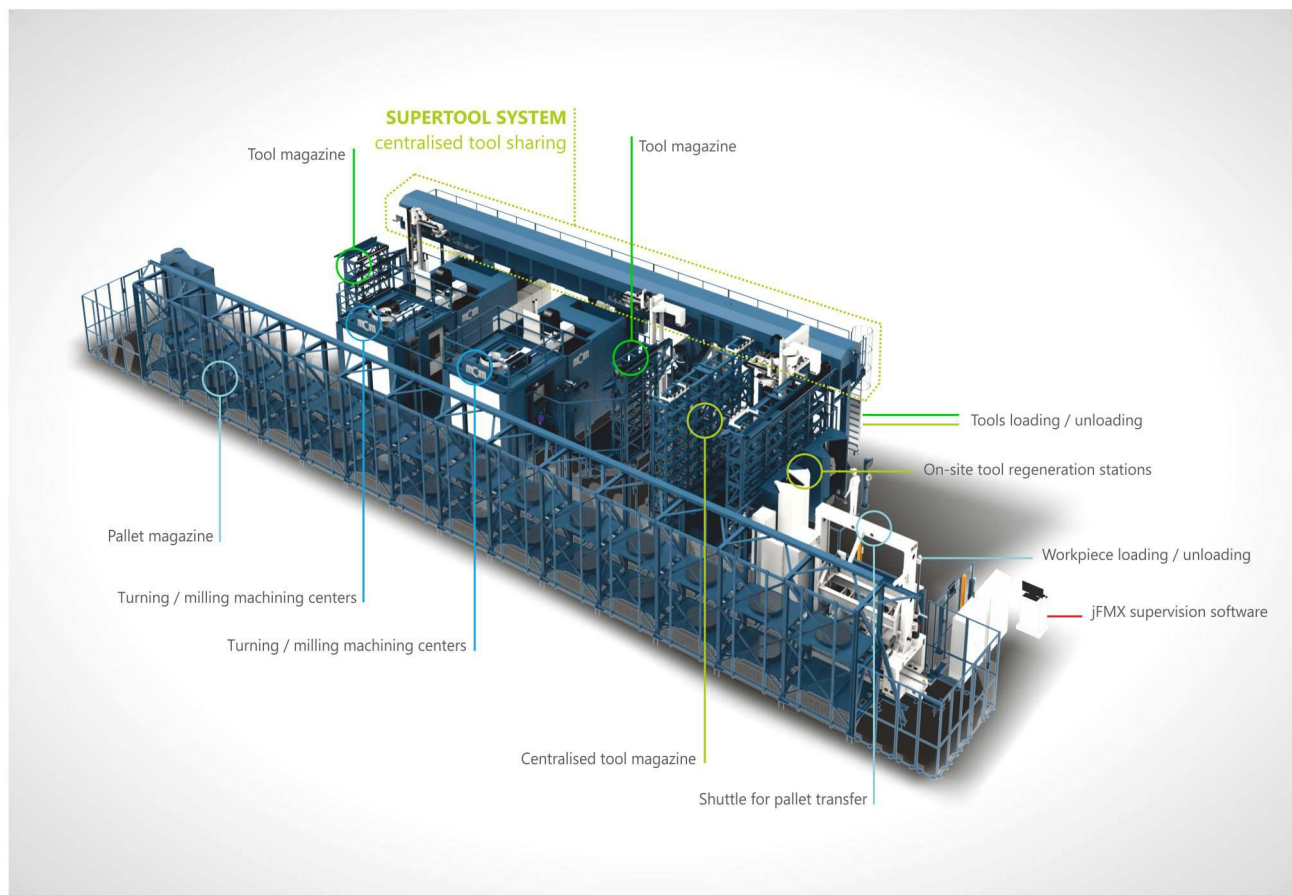


FMS

FLEXIBLE MANUFACTURING AND SYSTEM INTEGRATION

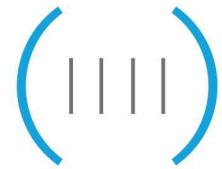
MCM has been building its own FMSs since the early 1980's. Like all MCM machining centers, the TANK EVO line can be integrated into flexible manufacturing systems for the most advanced process applications. Auxiliary technological elements can be integrated into the FMSs

with TANK EVO (e.g. CMMs, washing stations, robots, EDMs, storage units), coordinated by jFMX supervision software. In addition, MCM designs advanced tool-sharing technologies (SuperTool[®]) to provide the maximum level of flexibility.




4-axis _ Tank EVO

Highlights



The TANK EVO family line has been designed to combine flexibility, high dynamics, rigidity and accuracy. The machine features a T-shaped structure with mobile column in transversal direction, table with longitudinal movement and horizontal-axis spindle. The structure is engineered to provide maximum rigidity with constant accuracy in terms of

geometry. The axes design ensures guides and screws in optimal position to achieve high dynamic features. The two-level position of the X-axis guides represents the state of the art in terms of stiffness and thrust resistance in heavy duty machining. The table rotation axis (B) is equipped with a measuring system with a large diameter absolute encoder.



Optimized accessibility to working area thanks to compact shape spindles.

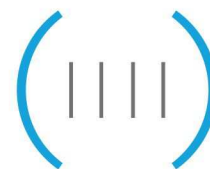
Continuous rotary table "B" axis is provided with torque motor.

Double side channels for chip removal

High rigidity against machining stresses on the structure thanks to the arrangement on different levels of X-axis guides (also for 5-axis version).

5-axis _ Tank EVO

Highlights



The 5-axis kinematics is obtained through a Tilting Head (A-axis), while B-axis is obtained through table rotation. Head tilting is ensured by a pair of Torque motors integrated into the head frame. In basic configuration, the

TANK EVO series machines are equipped with direct measuring systems using high-precision optical scales on the linear axes, while all rotary axes are equipped with direct measuring systems through large-sized encoders.


High stability during 5-axis continuous machining thanks to tilting heads with dual motors

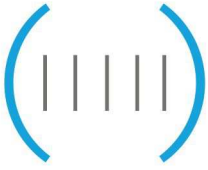
High dynamic performance thanks to dual motors on Y-axis

Continuous "B" axis rotary table with turning function up to 500 RPM and internal disc brake

Maximum loading weight on pallet up to 2500 kg

High performance in all application fields thanks to high level of configurability





5-Axis _ D-Version Tank EVO

Highlights

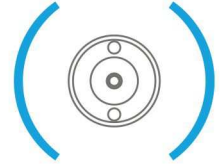
The 5-axis kinematics is obtained through the presence of a so-called "divider" that, mounted on the rotary table, is able to place the workpiece+pallet unit with horizontal rotary axis. This solution, particularly suitable for turning operations, allows perfect chips removal. Thanks to one spindle

integrated into the "divider" itself, it is possible to achieve turning speed up to 500 RPM. A proper pallet changing system allows to pick up pallets from storage stations horizontally and place them vertically on board the "divider".




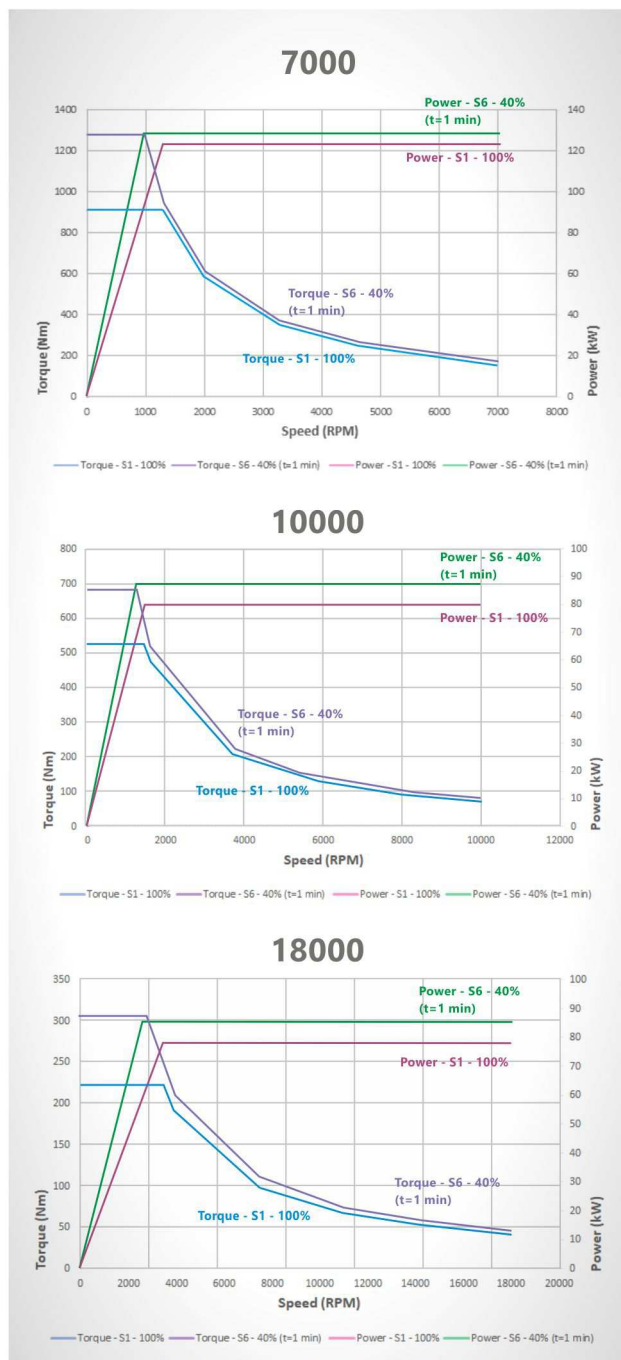
SPINDLES

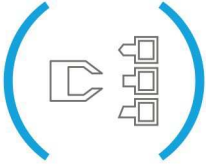
BUILT TO EXCEL



MCM electro spindles can significantly extend the average lifetime of the machining center compared to other manufacturers. The exclusive MCM design, the high-tech, dedicated building process, the attention to details and proven reliability allow to offer a wide range of spindles specifically designed and manufactured by MCM for TANK EVO model.

All this allow efficiently machining of a wide range of materials, with torques up to 2.000 Nm, powers up to 140 kW and HSK-A, ISO, MAS BT, BIG-PLUS, CAPTO tool-tapers. The spindles designed by MCM feature advanced solutions such as the variable automatic pre-load level on the bearings depending on how demanding the ongoing machining operation is.






TOOL MANAGEMENT

HIGH CAPACITY, CONFIGURABLE, QUICK

The tool-magazine for TANK EVO range maintains the well-established features of flexibility and reliability, improving tool regeneration and the tool-changing time. The tool-magazine orientation can be adapted to specific workshop layout. Tool sharing solutions with one tool magazine between two side-by-side machines are also possible ("mirror" magazine). All MCM tool-magazines are modular,


therefore size and capacity can be easily increased even after the first installation, to adapt them to the new needs in case of changes in the production scenarios. The SuperTool® system is available for FMS plants, capable of feeding the tool magazines of single machines through a large, centralized tool room combined with an overhead shuttle.



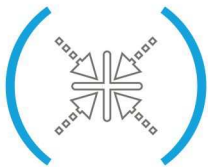
Modularity



Mirror



Tool Room




ACCURACY

UNCOMPROMISED

More than 80 hours of manual scraping on the structures, the adoption of absolute pressurized optical scales and large high-resolution absolute encoders, an excellent thermo-symmetrical structure- and a cooling system,

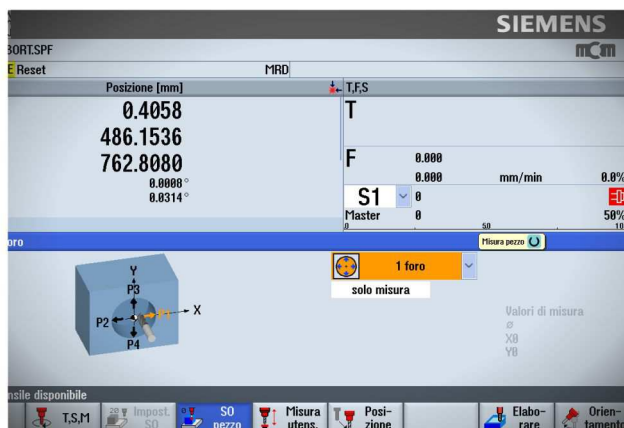
designed to avoid disharmonic thermal deformation, and the use of high-quality guides and preloaded screws, are some of the key points that make MCM machines extremely reliable in terms of operational accuracy.





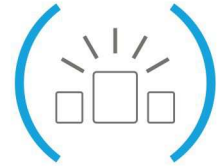
CNC Siemens / Fanuc / Heidenhain

HUMAN-MACHINE INTERACTION GOES SMART




HIGHLIGHTS

CONTINUOUS IMPROVEMENT



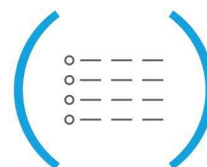
The TANK EVO line consists of machines with high capability to achieve high precision levels while maintaining speeds and dynamics suitable for the most demanding machining operations. The versatility of this model, configurable in 4-axis or 5-axis version with tilting table or vertical divider, has

allowed to integrate several multitasking applications that combine milling and turning operations, with excellent results in the machining of strategic and complex components for the Aerospace, Energy, Oil & Gas and General Precision Mechanics sectors.



TECHNICAL DATA

TANK 1000

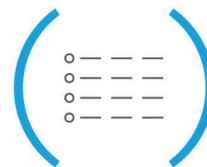


		5-AXIS	Multitasking
Working Area			
X-Axis Stroke	[mm]	1.200	1.200
Y-Axis Stroke	[mm]	1.000	1.000
Z-Axis Stroke	[mm]	1.100	1.100
X/Y/Z Axis Thrust	[kN]	10	10
X/Y/Z Axis Rapid Feed	[m/min]	75	75
Acceleration	[m/s ²]	7	7
Pallet			
Option 1	[mm]	(630 x 630)	Ø 800 ³
Option 2	[mm]	(630 x 800)	-
Option 3 ²	[mm]	-	-
Rotary Table (B-Axis)			
Max. Rotation Speed	[RPM]	100	100 / 800 ³
5th Axis (A-Axis)			
Type		Tilting Head	Tilting Head
Max. Tilting Speed ²	[RPM]	40	40
Tilting Angle ²	[degrees]	180 (+80/-100)	180 (+80/-100)
Accuracy			
Linear Axes			
A/M/R as per ISO 230-2	[µm]	4 / 3 / 3	4 / 3 / 3
Circular Axes			
A/M/R as per ISO 230-2	[arcsec]	4 / 2 / 3	4 / 2 / 3
Spindle Unit			
Tool-Taper		HSK-A / ISO / MAS BT / BIG-PLUS	HSK-T / CAPTO
Speed Range	[RPM]	from 14.000 to 18.000	from 14.000 to 18.000
Max. Power (up to)	[kW]	120	120
Max. Torque (up to)	[Nm]	411	411
Tool-Magazine			
Capacity (up to)	[n.]	89 (999+)	89 (999+)
Tool Mass (up to)	[kg]	25	25
Max. Length (up to)	[mm]	500	500
Max. Diameter (up to) ⁴	[mm]	320	320
Available Configurations		Single-Pallet / Twin-Pallet / Multi-Pallet / FMS	

Note: ¹available as an option / ²further options available / ³available for Multitasking version only, max. turning speed depends on mass of component+fixture⁴Free contiguous tool places

TECHNICAL DATA

TANK 1300



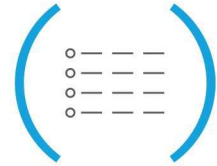
		4-AXIS	5-AXIS	Multitasking	D-Version
Working Area					
X-Axis Stroke	[mm]	1.300	1.300	1.300	1.300
Y-Axis Stroke	[mm]	1.300	1.400	1.400	1.010
Z-Axis Stroke	[mm]	1.300	1.400	1.560	1.000
X/Y/Z Axis Thrust	[kN]	20	20	20	20
X/Y/Z Axis Rapid Feed	[m/min]	50	50	50	50
Acceleration	[m/s ²]	5	5	5	5
Pallet					
Option 1	[mm]	630 x 800	630 x 800	Ø 860	Ø 600
Option 2	[mm]	800 x 800	800 x 800	Ø 1.000	Ø 700
Option 3 ²	[mm]	-	-	-	Ø 800
Rotary Table (B-Axis)					
Max. Rotation Speed	[RPM]	40	40	40 / 500 ³	40
5th Axis (A-Axis)					
Type		-	Tilting Head	Tilting Head	Vertical dividing unit
Max. Tilting Speed ²	[RPM]	-	20	20	60/500 ³
Tilting Angle ²	[degrees]	-	175 (+80/-95)	175 (+80/-95)	360° continuous
Accuracy					
Linear Axes					
A/M/R as per ISO 230-2	[µm]	5 / 3 / 4	5 / 3 / 4	5 / 3 / 4	5 / 3 / 4
Circular Axes					
A/M/R as per ISO 230-2	[arcsec]	4 / 2 / 3	4 / 2 / 3	4 / 2 / 3	4 / 2 / 3
Spindle Unit					
Tool-Taper		HSK-A / ISO MAS BT / BIG-PLUS	HSK-A / ISO MAS BT / BIG-PLUS	HSK-T / CAPTO	HSK-A / ISO MAS BT / BIG-PLUS HSK-T ³ / CAPTO ³
Speed Range	[RPM]	from 6.000 to 30.000	from 6.000 to 30.000	from 6.000 to 18.000	from 6.000 to 30.000
Max. Power (up to)	[kW]	142	128	128	142/128 ³
Max. Torque (up to)	[Nm]	2093	1283	1283	2093/1283 ³
Tool-Magazine					
Capacity (up to)	[n.]	89 (999+)	89 (999+)	89 (999+)	89 (999+)
Tool Mass (up to)	[kg]	35	35	35	35
Max. Length (up to)	[mm]	800	800	800	520
Max. Diameter (up to) ⁴	[mm]	325/450	325/450	325/450	230
Available Configurations					
Single-Pallet / Twin-Pallet / Multi-Pallet / FMS					

Note: ¹available as an option / ²further options available / ³available for Multitasking version only, max. turning speed depends on mass of component+fixture

⁴Free contiguous tool places

TECHNICAL DATA

TANK 1600



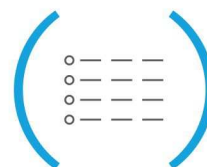
		4-AXIS	5-AXIS	Multitasking
Working Area				
X-Axis Stroke	[mm]	1.600	1.600	1.600
Y-Axis Stroke	[mm]	1.400	1.400 / 1.500	1.400 / 1.500
Z-Axis Stroke	[mm]	1.500	1.600 / 2.000	1.560 / 1.960
X/Y/Z Axis Thrust	[kN]	20	20	20
X/Y/Z Axis Rapid Feed	[m/min]	50	50	50
Acceleration	[m/s ²]	5	5	5
Pallet				
Option 1	[mm]	800 x 1.000	800 x 1.000	Ø 860
Option 2	[mm]	1.000 x 1.000	1.000 x 1.000	Ø 1.000
Option 3 ²	[mm]	-	Ø 1.000 (Ø 1.250)	Ø 1.250 (Ø 1.400)
Rotary Table (B-Axis)				
Max. Rotation Speed	[RPM]	40	40	40 / 500 ³
5th Axis (A-Axis)				
Type		-	Tilting Head	Tilting Head
Max. Tilting Speed ²	[RPM]	-	20	20
Tilting Angle ²	[degrees]	-	175 (+80/-95)	175 (+80/-95)
Accuracy				
Linear Axes				
A/M/R as per ISO 230-2	[µm]	5 / 3 / 4	5 / 3 / 4	5 / 3 / 4
Circular Axes				
A/M/R as per ISO 230-2	[arcsec]	4 / 2 / 3	4 / 2 / 3	4 / 2 / 3
Spindle Unit				
Tool-Taper		HSK-A / ISO MAS BT / BIG-PLUS	HSK-A / ISO MAS BT / BIG-PLUS	HSK-T / CAPTO
Speed Range	[RPM]	from 6.000 to 30.000	from 6.000 to 30.000	from 6.000 to 18.000
Max. Power (up to)	[kW]	142	128	128
Max. Torque (up to)	[Nm]	2093	1283	1283
Tool-Magazine				
Capacity (up to)	[n.]	89 (999+)	89 (999+)	89 (999+)
Tool Mass (up to)	[kg]	35	35	35
Max. Length (up to)	[mm]	800	800	800
Max. Diameter (up to) ⁴	[mm]	325 / 450	325 / 450	325 / 450
Available Configurations				
Single-Pallet / Twin-Pallet / Multi-Pallet / FMS				

Note: ¹available as an option / ²further options available / ³available for Multitasking version only, max. turning speed depends on mass of component+fixture

⁴Free contiguous tool places

TECHNICAL DATA

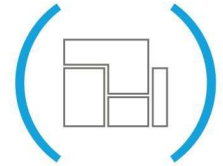
TANK 1900




		4-AXIS	5-AXIS	Multitasking
Working Area				
X-Axis Stroke	[mm]	1.900	1.900	1.900
Y-Axis Stroke	[mm]	1.400	1.400	1.400
Z-Axis Stroke	[mm]	1.960	1.960	1.960
X/Y/Z Axis Thrust	[kN]	20	20	20
X/Y/Z Axis Rapid Feed	[m/min]	50	50	50
Acceleration	[m/s ²]	5	5	5
Pallet				
Option 1	[mm]	800 x 1.000	800 x 1.000	Ø 1.000
Option 2	[mm]	1.000 x 1.000	1.000 x 1.000	Ø 1.250
Option 3 ²	[mm]	1.250 X 1.250	Ø 1.250	Ø 1.400
Rotary Table (B-Axis)				
Max. Rotation Speed	[RPM]	40	40	40 / 500 ³
5th Axis (A-Axis)				
Type		-	Tilting Head	Tilting Head
Max. Tilting Speed ²	[RPM]	-	20	15
Tilting Angle ²	[degrees]	-	175 (+80/-95)	180 (+90/-90)
Accuracy				
Linear Axes				
A/M/R as per ISO 230-2	[µm]	5 / 3 / 4	5 / 3 / 4	5 / 3 / 4
Circular Axes				
A/M/R as per ISO 230-2	[arcsec]	4 / 2 / 3	4 / 2 / 3	4 / 2 / 3
Spindle Unit				
Tool-Taper		HSK-A / ISO MAS BT / BIG-PLUS	HSK-A / ISO MAS BT / BIG-PLUS	HSK-T / CAPTO
Speed Range	[RPM]	from 6.000 to 30.000	from 6.000 to 30.000	from 6.000 to 18.000
Max. Power (up to)	[kW]	142	128	128
Max. Torque (up to)	[Nm]	2093	1283	1283
Tool-Magazine				
Capacity (up to)	[n.]	89 (999+)	89 (999+)	89 (999+)
Tool Mass (up to)	[kg]	35	35	35
Max. Length (up to)	[mm]	800	800	800
Max. Diameter (up to) ⁴	[mm]	325 / 450	325 / 450	325 / 450
Available Configurations				
Single-Pallet / Twin-Pallet / Multi-Pallet / FMS				

Note: ¹available as an option / ²further options available / ³available for Multitasking version only, max. turning speed depends on mass of component+fixture⁴Free contiguous tool places

MULTITASKING



- Milling
- Turning
- Grinding
- Power Skiving



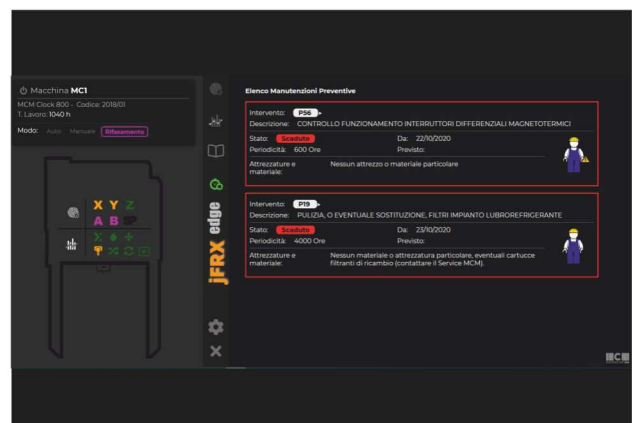
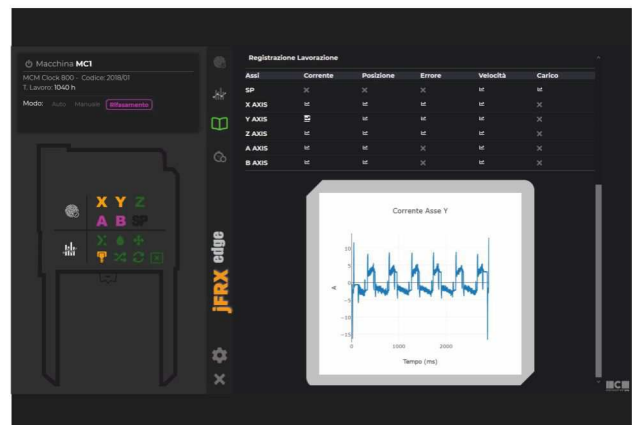
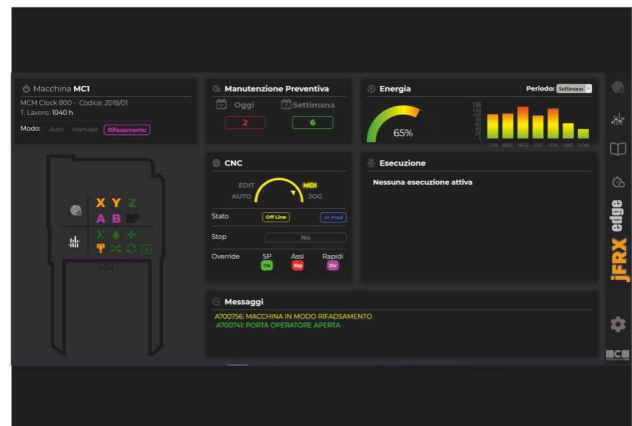
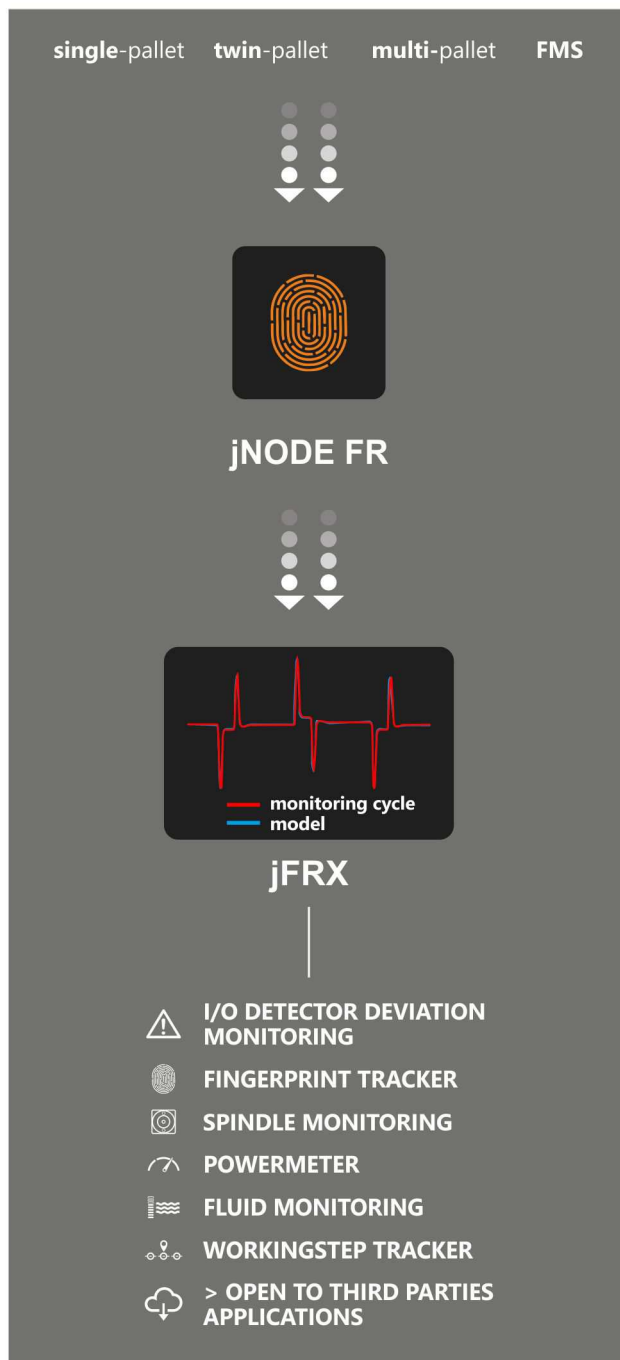
jFRX

PREDICTIVE MAINTENANCE

jFRX
 MACHINE DATA COLLECTION AND ANALYSIS

jFRX is the new software by MCM which enables predictive maintenance. Based on Industry 4.0 principles, jFRX records and analyses a large number of outputs coming from the ongoing process and machine status. Thanks to the comparison of these data between a reference optimal

status and the current machine status, it is possible to identify potential functional drift trends, avoiding unexpected failures. Cloud connectivity and MCM remote service enhance the machine reliability and user satisfaction.



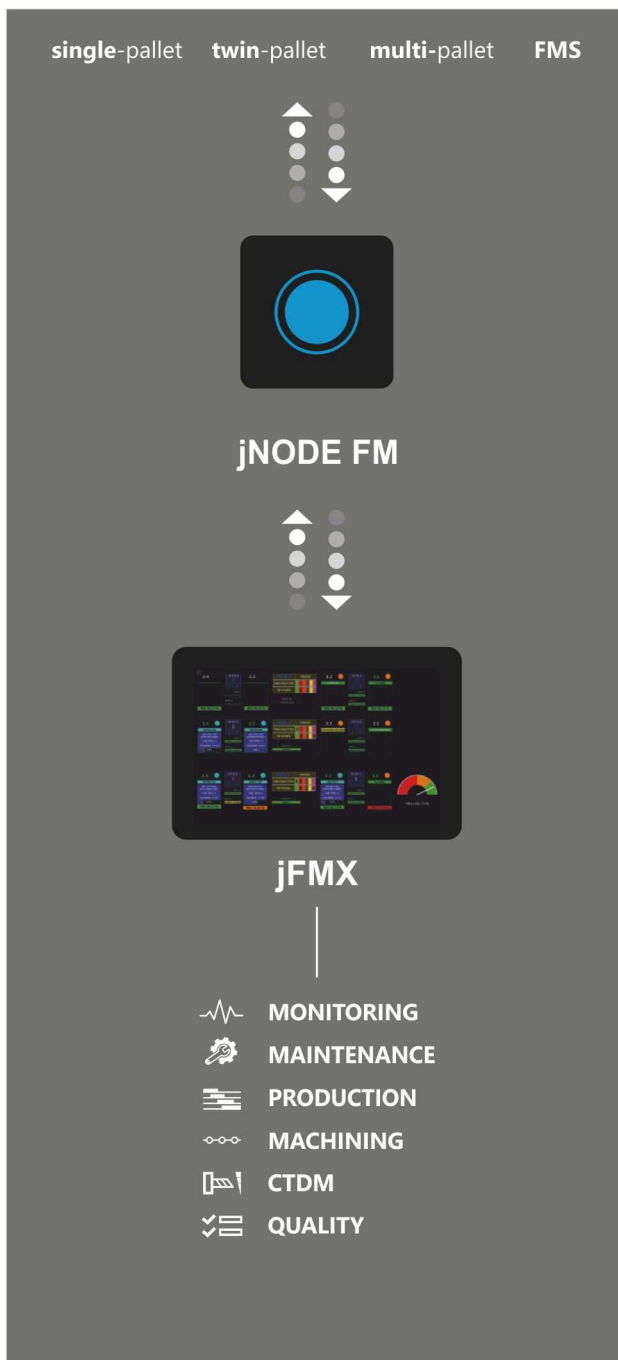


jFMX

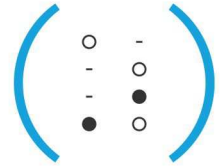
SUPERVISION SOFTWARE

jFMX can supervise all the aspects of the ongoing process and of the machine. jFMX architecture can be scaled, making it suitable for a simple single-pallet machine up to a complex FMS. jFMX can manage in an effective way, tools,

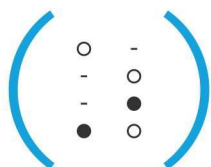
pallets, workpieces, programs, sequences, priorities, resources, inputs/outputs, etc. Moreover, it can be interfaced with other customer's management software, always ensuring a high level of cybersecurity.



OPTIONS



	TANK 1000 5AX	TANK 1300 4AX - 5AX	TANK 1600 4AX - 5AX	TANK 1900 4AX - 5AX
STRUCTURE VARIANTS				
B-Axis table with Torque motor	○	○ ○	○ ○	○ ○
Tilting head in milling version with Dual-Torque motor	○	- ○	- ○	- ○
Tilting head in milling and turning version with Dual-Torque motor	○	- ○	- ○	- ○
Grinding function with grinding wheel dressing tool in the work area	○	- ○	- ○	- ○
SPINDLE				
Electrospindle HSK-A100 8.000rpm, 26kw (S1), 605Nm (S1)	○	● ○	● ○	● ○
Electrospindle HSK-A100 10.000rpm, 50kw (S1), 308Nm (S1)	●	○ ●	○ ●	○ ●
Other tool tapers available HSK-A/ HSK-T/ISO/ CAPTO/ MAS BT/ BIG PLUS	○	○ ○	○ ○	○ ○
SPINDLE OPTIONS				
Spindle cooling	●	● ●	● ●	● ●
Spindle axis extension compensation	●	● ●	● ●	● ●
Variable preload bearings	●	● ●	● ●	● ●
Spindle vibration check system (VIBROCONTROL)	○	○ ○	○ ○	○ ○
MCM STOP-BLOCK for angular heads	○	○ ○	○ ○	○ ○
TOOL MAGAZINE				
Side tool magazine 1 module 4 levels: 230 HSK100 tools / 450 HSK63 tools	●	● ●	● ●	● ●
Additional modules and levels up to 1150 HSK100 tools / 2250 HSK63 tools	○	○ ○	○ ○	○ ○
Rear loading/unloading tool station	●	● ●	● ●	● ●
Balluff RFID system-type M	○	○ ○	○ ○	○ ○
Balluff RFID system-type C	○	○ ○	○ ○	○ ○
jTERM 2.0 terminal for tool loading / unloading	○	○ ○	○ ○	○ ○
AUTOMATION				
Pallet exchanger in the machine for twin pallet machines	●	● ●	● ●	● ●
Single-Pallet / FMS machine version	○	○ ○	○ ○	○ ○
Multipallet MP10 with two pallets manipulator – 1 loading/unloading operator station	○	○ ○	○ ○	○ ○
Additional operator loading/unloading station	○	○ ○	○ ○	○ ○
Motorized operator loading/unloading station	○	○ ○	○ ○	○ ○
High-precision (20 μ) motorized operator loading/unloading station	○	○ ○	○ ○	○ ○
CLAMPING SYSTEM (HYDRAULIC/VACUUM)				
Hydraulic connection on rotary table – 2/4 lines	○	○ ○	○ ○	○ ○
Pre-arrangement for vacuum clamping system on the rotary table	○	○ ○	○ ○	○ ○
SYSTEMS				
Chip conveyor with rear outlet and built-in tank	●	● ●	● ●	● ●
Side outlet for chip conveyor	○	○ ○	○ ○	○ ○
Cooling system with 20 bar - 28 l/min pump through the center of the tool	●	● ●	● ●	● ●
Cooling system with 80 bar - 37 l/min pump through the center of the tool	○	○ ○	○ ○	○ ○
Cooling system with 120 bar – 37 l/min pump through the center of the tool and 2000 l external tank	○	○ ○	○ ○	○ ○
Filtering system with 40 μ for tool passage- 250 μ for general use	●	● ●	● ●	● ●
Filtering system with <40 μ for tool passage- 250 μ for general use	○	○ ○	○ ○	○ ○
Automatic programmable chip separation system	○	○ ○	○ ○	○ ○



OPTIONS

	TANK 1000 5AX	TANK 1300 4AX - 5AX	TANK 1600 4AX - 5AX	TANK 1900 4AX - 5AX
Tool taper washing/blowing	●	● ●	● ●	● ●
CNC side washing gun	○	○ ○	○ ○	○ ○
Blowing gun	○	○ ○	○ ○	○ ○
Minimal lubrication through the center of the tool	○	○ ○	○ ○	○ ○
PROBES				
Tool integrity control through laser outside automatic tool change area	○	○ ○	○ ○	○ ○
Milling tool laser measuring system in work area	○	- ○	- ○	- ○
Turning tool measurement probe in the work area	○	- ○	- ○	- ○
Workpiece measurement probe controlled by NC through automatic tool change	○	○ ○	○ ○	○ ○
Workpiece temperature control sensor	○	○ ○	○ ○	○ ○
DIGITAL SOLUTIONS				
jNODE-Light complete with jFMX Supervisor System (standard for Multi-Pallet versions)	○	○ ○	○ ○	○ ○
jNODE 2.0 complete with jFMX Supervisor System	○	○ ○	○ ○	○ ○
jNODE FR complete with jFRX MONITORING	●	● ●	● ●	● ●
jFRX ADVANCED MONITORING	○	○ ○	○ ○	○ ○
jFRX PREDICTIVE MAINTENANCE	○	○ ○	○ ○	○ ○
jFRX FLUID MONITORING with sensors	○	○ ○	○ ○	○ ○
MCM Tool Monitor	●	● ●	● ●	● ●
Auto Power off	○	○ ○	○ ○	○ ○
Standby Mode	○	○ ○	○ ○	○ ○
Advanced Standby Mode	○	○ ○	○ ○	○ ○
Machine Preheating Cycle	○	○ ○	○ ○	○ ○
Work area camera	○	○ ○	○ ○	○ ○
Work area 3D model	○	○ ○	○ ○	○ ○
3D PROGRAMMING SYSTEMS				
CNC FANUC iSeries 31-iB5	●	● ●	● ●	● ●
CNC Siemens 840D Solution Line	○	○ ○	○ ○	○ ○

● Basic ○ Optional - unavailable

SERVICE, SPARE PARTS & UPGRADE



Headquartered in Italy, MCM operates all over the world with service subsidiaries located in France, Germany, Spain, USA, China and a constantly growing network of

local partners. A global network ensuring sharing of technical documents, information and experiences, allowing the real effectiveness of an integrated service.

An efficient service and a global presence

MCM worldwide subsidiaries and partners are available to support and serve all the reference markets, offering a direct after-sales support. All the services are conceived around the idea that the true value of the manufacturing systems is based on their full availability and efficiency during the entire life-cycle. Teams of qualified engineers can perform a quick

and effective troubleshooting using a wide range of operating tools: remote diagnostics, preventive and extraordinary maintenance, system efficiency inspections and full availability of spare parts. MCM offers complete and tailored training courses that significantly enhance productivity of the installed machines.





  
www.mcmspa.it

HEADQUARTERS


MCM SpA

MCM SpA - Machining Centers Manufacturing

Via Celaschi, 19 | 29020 Vigolzone | Piacenza | ITALY

 +39 0523 879811

 mcm@mcmspa.it

 info@mcmspa.it


MCM FRANCE

MCM France S.A.S.U.

6 Av. du Garigliano | ZAC des Gâtines | F-91600 Savigny sur Orge

 +33 1 69 21 21 00


 mcm@mcm-france.com


 sav@mcm-france.com


MCM GERMANY


MCM Vertriebs GmbH Deutschland

Bürgermeister-Wegele-Straße 12 | D-86167 Augsburg

 Service +49-821-4501 6750

 Vertrieb +49-821-4501 6751

 Fax +49-821-4501 6752

 mcmvertrieb@mcm-deutsch.de

MCM IBÉRICA

MCM Spain & Portugal

C/.- Vázquez de Mella 23 / 28017 Madrid / Spain


 + 34 91 3681190


 service.iberica@mcm-group.com

MCM USA

MCM U.S.A. Inc.

215 Fifth Avenue | Chardon, OH 44024

 +1 440 286 2148

 service.usa@mcmspa.it

 info@mcmspa.it

MCM CHINA


MCM China

Zhejiang MCM Precision Machine Tool Co., Ltd.

RIFA Digital Park, Qixing Street Ed.1 n. 3

312500 Xinchang | Shaoxing-Zhejiang

 mcmchina-sales@mcmspa.it

 mcmchina-service@mcmspa.it

- _ MACHINING CENTERS
- _ FLEXIBLE AUTOMATION
- _ SYSTEM INTEGRATION
- _ SUPERVISING SOFTWARE
- _ MANUFACTURING TECHNOLOGY
- _ SERVICE