



### Synergistic effects - Perfect!

The company „Wipa Plastmachines“ is a merger of Messrs. “Wipa Werkzeug- und Maschinenbau GmbH” and Messrs. “Plastmachines International GmbH”. Wipa Werkzeug- und Maschinenbau GmbH was founded in 1994 and specialized in the field of washing, drying, separating, agglomerating and size reduction of thermoplastic material.

Plastmachines International GmbH was founded in 1973 and acting in the field of extrusion, extrusion with melt filter and granulating.

### No one else!

The merger of these both companies results in Know-How with the appropriate product range, what offers over the handling of the input material, to refining, up to the finished granulate all from the own production. The big advantage, the customer gets everything from one source!

**SIZE REDUCTION – SORTING – SEPARATING – CLEANING – WASHING – DRYING  
DENSIFICATION – AGGLOMERATING – EXTRUDING – FILTRATION – GRANULATING**

### More than 800 times success!

The many years of experience of Messrs. Wipa and Messrs. Plastmachines, as well as the more than 800 delivered plants in more than 35 countries testify of customer satisfaction.




**WiPa Werkzeug & Maschinenbau GmbH**  
**48703 Stadtlohn | GERMANY**  
**Tel. : +49 (0) 2563 / 97266**  
**Fax.: +49 (0) 2563 / 97239**  
**E-Mail: [info@wipa-germany.de](mailto:info@wipa-germany.de)**  
**[www.plastmachines.com](http://www.plastmachines.com)**




EXTRUSION IN ITS PERFECTION

## WIPA RECYCLINGSYSTEM TYP ZTE



**THE MOST ADVANCED PELLETIZING SYSTEM!**



## The System

The original waste material like film, fiber or blown materials is transported into the crushing unit on a conveyor belt or by means of draw-in rollers. The Reactorunit crushes and compacts the material, then presses it into the compensation screw. The high-power extrusion machine assures melting in a gently way. The melted material is filtered through the continuous operating screenchanger and cutted at the die-head. The granulates produced are cooled down by means of water, with separation taking place in a vibrating table. In the ensuing centrifuge all residual humidity is removed. Depending on the customer's requirements, the granulates can then be stored in a siling facility, a container, or in bags. The optimum processing of waste material is achieved with minimum investment and production costs using these highly competitive machines.

## Screenchanger WS



Continuously working screenchanger with cylindrical filters. The cylindrical filters give a very large screen area in a small machine what saves place. A further benefit is that the screen mesh is in a rectangular form, so it is easily prepared and avoids the off-cuts necessary for circular screens.

- Smaller design than normal flat screen-changers
- less space requirements
- less maintenance costs
- less energie costs (less heating)
- cost effective acquisition
- continuation of extrusion whilst one of the filters is exchanged
- the screen area is seven times greater than for conventional sliding screens

## Pelletizing Systems

All kind of pelletizing systems are available.

- die face cutting (Type HA)
- watercooled die face cutting (Type WR)
- underwater pelletizer (Type UW)
- strand pelletizers (Type GR)



## High-Power extrusion machine PME

The densified material is passed through a extruder for further gentle plastification. Precisely defined parameters guarantee dry and regular granulates. Regrind can be transported into the extrusion hopper immediately without passing the cutting unit and thus be directly converted into plastic material.


## Cutting Unit TA

The cutting unit consists of an open easily accessible drum with rotating cutting elements that cut, densify and impel the material into the intermediate screw. A range of cutting rotors is available for different applications. The cutting unit can be decoupled from the extruder, thus production changes can be easily done.



## Compensation Screw

The special compensation screw acts as a stuffing device for the extruder. This system hedges against material fluctuations and provides a constant material flow. Another benefit is the pre degasing of the material by what the main degasing in the extruder is relieved.



## Machine Sizes

Type		ZT/E60/65	ZT/E80/85	ZT/E100/105	ZT/E120/125	ZT/E160/165	ZT/E200/205
Output	kg/h	100-200	200-350	350-600	450-800	800-1500	1000-2000
Densifier/Cutter	kW	22/30	30/37	55/75	08/110	132/150	180/210
Intermediate screw	kW	7,5/11	11/15	22	30	37	45
Extruder	kW	22/30	55/75	110/132	150/180	200/250	275/300
Screw diameter	mm	60/65	80/85	100/105	120/125	160/165	200/205
Heating zones		4/7	4/7	5/7	5/7	5/7	5/7
Vacuum pump		-/+	-/+	-/+	-/+	-/+	-/+
Length of line	appr.m	10	12	16	18	22	24
Width of line	appr.m	1,5	2,0	2,5	2,8	3,0	3,5
Height of line	appr.m	2,2	2,3	2,5	2,5	2,6	2,8