




Agricultural Machinery Catalog 2019



LIPA Ltd. company (ex Libertini) is an industrial/ artisan group that operates in the wide technical agricultural area. All our customized and state of the art products are based on great raw materials and best innovative assembling techniques. This means for our clients best performance with little maintenance. The robustness, the quality and the care of the particulars are our strong assets.

Thanks to an experience of over 35 years with German firms (Willibald), **LIPA** guarantees technical and innovative solutions in order to increase your productivity with less waste of power. This is our mission: be leaders in meeting the needs of customers who operate in the wide world of agriculture.

LIPA takes into consideration all the problems of working different cultivation and different environmental conditions.

Our products are projected to last for years, in order to satisfy the customer in regards to his investment in having chosen our firm.



WILLIBALD

AGRICULTURAL MACHINERY



INDICE

TLBE	04	TLC-S	23
TLB-F	05	TLC-SP	24
TLB-FF	06	TLA	25
TLBM	07	TLR	26
TLB	08	TLJL	27
TLBS	09	TLA-P	28
TLSB	10	TLR-P	29
TLBR	11	SHU	30
TLBA	12	GFM	31
TLG	13	TLP	32
TLGS	14	TLE-FS/FM	33
TLGJ	15	TLE-FL	34
TLGA	16	TLE-FP	35
TLBE-S	17	TLT-FL	36
TLF	18	UFK-I	37
TL	19	UFK	38
TLS	20	UFM	39
TLSP	21	M.T.L. 35.70	40
TLC	22	TSL	42

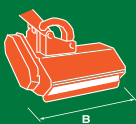










TLBE

Head Shredder for
mini-excavator




The TLBE shredding head is perfect for triturating grass, canes and shrubs generally up to 3 cm, located near ditches, banks and all sorts of very steep lands. It can be applied to excavators weighing from 1,5 to 4 t.

Mod.										€	
TLBE - 50	650	540	180	2000	20/30	250	6	-	108	2	2.490,00
TLBE - 70	850	740	200	2000	30/45	250	-	7	108	2	2.620,00
TLBE - 90	1050	940	220	2000	30/45	250	-	9	108	2	2.740,00
TLBE - 100	1150	1040	230	2000	40/60	250	-	10	108	3	2.830,00
TLBE - 110	1250	1140	250	2000	40/60	250	-	11	108	3	2.970,00
TLBE - 120	1350	1240	270	2000	40/60	250	-	12	108	3	3.110,00

The technical data, specifications, characteristics and pictures are not binding for the manufacturer.

STANDARD EQUIPMENT

- Linkage device (20 kg)
- **Hydraulic motor group 2**
- Valve anti-cavitation
- Belt drive
- Rotor with smooth hammers
- Interior counterblades
- Front safety with chains
- Rear safety in rubber
- Lateral skids
- Rear adjustable roller with scraper
- Special paint powder or liquid (Primer and enamel)
- Rubber protection



ACCESSORIES ON REQUEST

- | | |
|---|--------|
| 1 Oscillating saddle (40 kg) | 490,00 |
| 2 Pressure relief valve with flow regulator addition | 380,00 |
| 3 Hydraulic motor group 3 instead of group 2 addition | 270,00 |
| 4 Safety pin saddle** | 120,00 |

*The numbers refer to the weight of the shredder without the saddle

**Personalized saddle will be subjected to additional charge



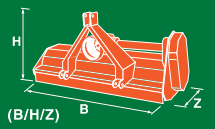




TLB-F

Hydraulic Mulcher skid
steer loaders




The TLB-F hydraulic mulcher for skid-steer loaders is a robust and heavy machinery for grass, reeds and bushes shattering up to 3-4 cm of diameter. Is applicable on skid-steer loaders with at least 30 Hp power (22 Kw).

Mod.											€
TLB-F 120	1340 / 700 / 780	1240	280	2000	40 / 60	200 / 250	14	12	108	3	3.710,00
TLB-F 130	1440 / 700 / 780	1340	300	2000	40 / 60	200 / 250	16	13	108	3	3.790,00
TLB-F 140	1540 / 700 / 780	1440	310	2000	60 / 70	200 / 250	17	14	108	3	3.860,00
TLB-F 150	1640 / 700 / 780	1540	320	2000	60 / 70	200 / 250	18	15	108	3	4.240,00
TLB-F 160	1740 / 700 / 780	1640	340	2000	70 / 80	200 / 250	20	16	108	3	4.360,00

The technical data, specifications, characteristics and pictures are not binding for the manufacturer.

STANDARD EQUIPMENT

- Skid steer attachment
- Rear rubber protection
- Front safety with zinc-plated flaps
- Hydraulic motor group 2 from size 120 till 140
- Hydraulic motor group 3 from size 150 till 160
- Anticavitation valve
- Rotor with smooth hammers
- Belt drive
- Rear adjustable roller with scraper
- Internal counterframe
- Internal counterblades series
- Lateral skids
- Special paint powder or liquid (Primer and enamel)



ACCESSORIES ON REQUEST

1 Oscillating saddle as a replacement of standard linkage	950,00
2 Pressure relief valve with flow regulator addition	380,00
3 Hydraulic motor group 3 addition	270,00
4 Hydraulic piston motor addition	1.830,00



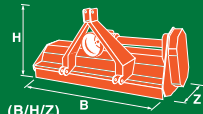
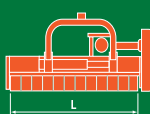








TLB-FF

Hydraulic Forest Mulcher
skid steer loaders / radio
controlled machines



The TLB-FF hydraulic forest mulcher for skid-steer loaders is a robust and heavy machinery for brushes, branches, lantana and bushes, shattering up to 9÷10 cm of diameter..

Mod.									€	
TLB-FF 120	1408 / 928 / 690	1240	450	2500	50 / 60	220 / 250	48	244	3	7.930,00
TLB-FF 130	1558 / 928 / 690	1390	475	2500	60 / 70	220 / 250	54	244	3	8.340,00
TLB-FF 150	1723 / 928 / 690	1540	500	2500	60 / 70	220 / 250	60	244	4	9.170,00

The technical data, specifications, characteristics and pictures are not binding for the manufacturer.

The technical data, specifications, characteristics and pictures are not binding for the manufacturer.

STANDARD EQUIPMENT

- Skid steer attachment
- Rear and front rubber protection
- **Hydraulic piston motor with external drainage**
- Anticavitation valve
- Block valve and regulator flow with solenoid valve for opening cover
- Rotor with fixed tools
- Belt drive
- Rear adjustable roller with scraper
- Internal counterframe
- Internal counterblades series
- Lateral skids
- Special paint powder or liquid (Primer and enamel)
- For opening rear cover



ACCESSORIES ON REQUEST

- Solenoid valve 410,00



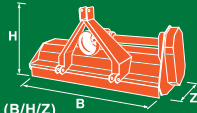
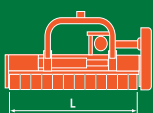








TLBM

Flail mower - Light model



The universal TLBM shredder is a machine used for crushing small dimensions grass and pruning of vineyards and orchards. The machine is provided with a connecting plug with three points, reason why it can be used with any kind of tractor, both caterpillars and farm tractor.

Mod.			 Kg	 (Hp - Kw)	 (g/min.)		 Ø rotore mm		€
TLBM - 90	1040 / 850 / 750	940	210	15 - 11	540	9	108	2	2.250,00
TLBM - 100	1140 / 850 / 750	1040	230	15 - 11	540	10	108	2	2.320,00
TLBM - 110	1240 / 850 / 750	1140	240	15 - 11	540	11	108	2	2.380,00

The technical data, specifications, characteristics and pictures are not binding for the manufacturer.

STANDARD EQUIPMENT

- Three point linkage
- Rear steel protection
- Front safety with zinc-plated flaps
- Support foot
- Gearbox with free-wheel
- Cardan shaft
- Cap to protection of cardan
- Rotor with smooth hammers
- Belt drive
- Rear adjustable roller with scraper
- Internal counterframe
- Internal counterblades series
- Special paint powder or liquid (Primer and enamel)



ACCESSORIES ON REQUEST

- Lateral skids 110,00



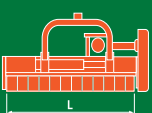







TLB

Shredder light model



The universal TLB shredder is a machine used for crushing small dimensions grass and pruning of vineyards and orchards. The machine is provided with a connecting plug with three points, reason why it can be used with any kind of tractor, both caterpillars and farm tractor.

Mod.			 Kg	 (Hp - Kw)	 (g/min.)		 Ø rotore mm		€
TLB - 120	1340 / 850 / 750	1240	250	15/30 - 11/22	540	12	108	2	2.490,00
TLB - 130	1440 / 850 / 750	1340	270	15/30 - 11/22	540	13	108	2	2.550,00
TLB - 140	1540 / 850 / 750	1440	280	15/30 - 11/22	540	14	108	2	2.630,00
TLB - 150	1640 / 850 / 750	1540	290	15/30 - 11/22	540	15	108	3	2.740,00
TLB - 160	1740 / 850 / 750	1640	310	15/30 - 11/22	540	16	108	3	2.840,00

The technical data, specifications, characteristics and pictures are not binding for the manufacturer.

STANDARD EQUIPMENT

- Three point linkage
- Rear steel protection
- Front safety with zinc-plated flaps
- Support foot
- Gearbox with free-wheel
- Cardan shaft
- Cap to protection of cardan
- Rotor with smooth hammers
- Belt drive
- Rear adjustable roller with scraper
- Internal counterframe
- Internal counterblades series
- Special paint powder or liquid (Primer and enamel)



ACCESSORIES ON REQUEST

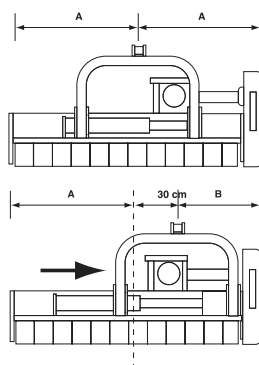
- Lateral skids 110,00



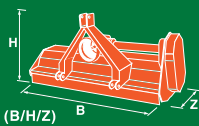
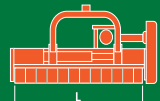






TLBS

Side-shift Shredder
light model



The universal TLBS shredder is a machine used for crushing small dimensions grass and pruning. The hydraulic displacement (max 30 cm) allows the employment in decentralized position, to approach to plantings, to orchards, etc. The machine is provided with a connecting plug with three points, reason why it can be used with any kind of tractor, both caterpillars and farm tractor.

Mod.			 Kg	 (Hp - Kw)	 (g/min.)		 rotore mm		€
TLBS - 120	1340 / 850 / 950	1240	295	15/30 - 11/22	540	12	108	3	2.840,00
TLBS - 130	1440 / 850 / 950	1340	310	15/30 - 11/22	540	13	108	3	2.970,00
TLBS - 140	1540 / 850 / 950	1440	320	15/30 - 11/22	540	14	108	3	3.050,00
TLBS - 150	1640 / 850 / 950	1540	340	15/30 - 11/22	540	15	108	3	3.190,00
TLBS - 160	1740 / 850 / 950	1640	350	15/30 - 11/22	540	16	108	3	3.310,00

The technical data, specifications, characteristics and pictures are not binding for the manufacturer.

STANDARD EQUIPMENT

- Three point linkage
- Rear steel protection
- Front safety with zinc-plated flaps
- Support foot
- Gearbox with free-wheel
- Cardan shaft
- Cap to protection of cardan
- Rotor with smooth hammers
- Belt drive
- Rear adjustable roller with scraper
- Internal counterframe
- Internal counterblades series
- Piston at double effect for lateral Displacement
- Special paint powder or liquid (Primer and enamel)



ACCESSORIES ON REQUEST

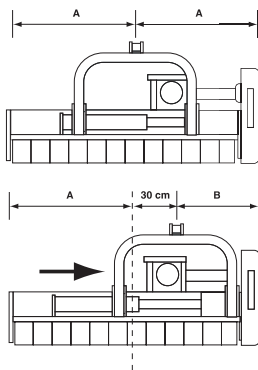
- Lateral skids 110,00





TLSB

Side-shift Shredder
light model



The TLSB flail mower is a machine used for shredding small grass dimesions and pruning, it is equipped with laterally adjustable, anterior and rear connecting plugs. Its reversibility allows you to make the best use of its potential.

Mod.	 (B/H/Z)	 L	 Kg	 (Hp - Kw)	 (g/min.)	 14	 Ø rotore mm	 2	€
TLSB - 140	1540 / 850 / 940	1440	360	15/30 - 11/22	540	14	108	2	3.140,00
TLSB - 150	1640 / 850 / 940	1540	370	15/30 - 11/22	540	15	108	3	3.280,00
TLSB - 160	1740 / 850 / 940	1640	380	15/30 - 11/22	540	16	108	3	3.400,00

The technical data, features and pictures are indicative and do not bind the manufacturer.

STANDARD EQUIPMENT

- Three point linkage
- Rear steel protection
- Front safety with zinc-plated flaps
- Support foot
- Gearbox with free-wheel
- Cardan shaft
- Cap to protection of cardan
- Rotor with smooth hammers
- Belt drive
- Rear adjustable roller with scraper
- Internal counterframe
- Internal counterblades series
- Piston at double effect for lateral Displacement
- Special paint powder or liquid (Primer and enamel)



ACCESSORIES ON REQUEST

- Lateral skids

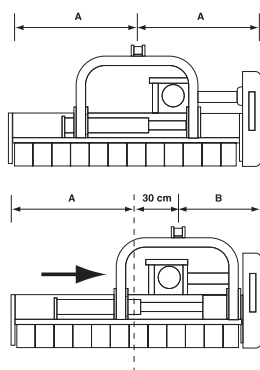
110,00



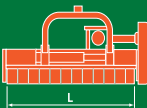




TLBR

Reversible Shredder
light model



The TLBR flail mower is a machine used for shredding small grass dimensions and pruning, it is equipped with laterally adjustable, anterior and rear connecting plugs. Its reversibility allows you to make the best use of its potential.

Mod.			 Kg	 (Hp - Kw)	 (g/min.)		 Ø rotore mm		€
TLBR - 120	1340 / 850 / 940	1240	380	15/30 - 11/22	540	12	108	2	3.550,00
TLBR - 130	1440 / 850 / 940	1340	390	15/30 - 11/22	540	13	108	2	3.640,00
TLBR - 140	1540 / 850 / 940	1440	400	15/30 - 11/22	540	14	108	2	3.720,00
TLBR - 150	1640 / 850 / 940	1540	410	15/30 - 11/22	540	15	108	3	3.880,00
TLBR - 160	1740 / 850 / 940	1640	420	15/30 - 11/22	540	16	108	3	4.050,00

The technical data, specifications, characteristics and pictures are not binding for the manufacturer.

STANDARD EQUIPMENT

- Three point linkage
- Rear steel protection
- Front safety with zinc-plated flaps
- Support foot
- Gearbox with double free-wheel
- Cardan shaft
- Cap to protection of cardan
- Rotor with smooth hammers
- Belt drive
- Rear adjustable roller with scraper
- Internal counterframe
- Internal counterblades series
- Double hydraulic lateral displacement
- Special paint powder or liquid (Primer and enamel)

ACCESSORIES ON REQUEST

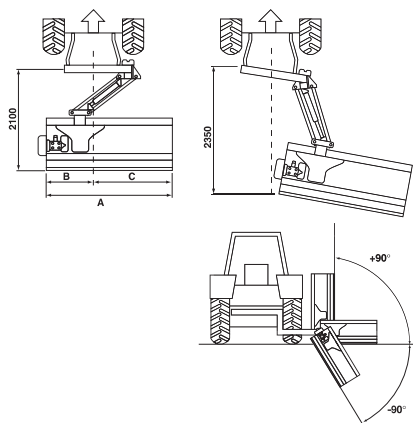
- Lateral skids 110,00



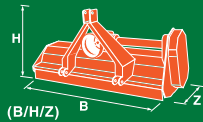
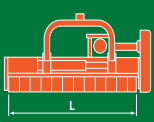







TLBA

Side-shift Shredder
light model



The universal TLBA shredder is a machine used for the shattering of the bushes of every kind proximity of ditches, banks, orchards and roadsides. The machine can work both laterally and like a normal shredder.

Mod.			 Kg	 (Hp - Kw)	 (g/min.)		 Ø rotore mm		€
TLBA - 140	1560 / 1000 / 1800	1440	370	25/30 - 18/22	540	14	108	3	5.070,00
TLBA - 150	1660 / 1000 / 1800	1540	390	30/35 - 22/26	540	15	108	3	5.210,00
TLBA - 160	1760 / 1000 / 1800	1640	410	35/40 - 26/29	540	16	108	3	5.390,00

The technical data, specifications, characteristics and pictures are not binding for the manufacturer.

STANDARD EQUIPMENT

- Three point linkage
- Rear rubber protection
- Front safety with zinc-plated flaps
- Support foot
- Gearbox with free-wheel
- Cardan shaft
- Cap to protection of cardan
- Rotor with smooth hammers
- Belt drive
- Rear adjustable roller with scraper
- Internal counterframe
- Internal counterblades series
- Lateral skids
- Piston at double effect for lateral displacement with flow regulator
- Piston at double effect for inclination angle with blocking valve D.E. and flow regulator
- Articulation leveling
- Special paint powder or liquid (Primer and enamel)

ACCESSORIES ON REQUEST


- | | |
|---|--------|
| 1 External gearbox | 110,00 |
| 2 Single W/constant velocity joint addition | 420,00 |
| 3 Double w/constant velocity joint addition | 670,00 |
| 4 Frontal attachment | 170,00 |





TLG

Shredder medium weight model




The universal TLG shredder is a machine used for crushing grass and pruning of vineyards and orchards. The machine is provided with a connecting plug with three points, reason why it can be used with any kind of tractor, both caterpillars and farm tractor.

Mod.			 Kg	 (Hp - Kw)	 (g/min.)		 Ø rotore mm		€
TLG - 120	1360 / 800 / 870	1240	340	25/30 - 18/22	540	12	140	3	2.980,00
TLG - 130	1460 / 800 / 870	1340	360	25/30 - 18/22	540	13	140	3	3.050,00
TLG - 140	1560 / 800 / 870	1440	380	25/30 - 18/22	540	14	140	3	3.140,00
TLG - 150	1660 / 800 / 870	1540	400	30/35 - 22/26	540	15	140	3	3.260,00
TLG - 160	1760 / 800 / 870	1640	410	30/35 - 22/26	540	16	140	3	3.440,00
TLG - 180	1960 / 800 / 870	1840	440	35/40 - 26/29	540	18	140	4	3.590,00
TLG - 200	2120 / 800 / 870	2000	470	40/45 - 29/33	540	20	140	4	3.860,00

The technical data, specifications, characteristics and pictures are not binding for the manufacturer.

STANDARD EQUIPMENT

- Three point linkage
- Rear steel protection
- Front safety with zinc-plated flaps
- Support foot
- Gearbox with free-wheel
- Cardan shaft
- Cap to protection of cardan
- Rotor with smooth hammers
- Belt drive
- Rear adjustable roller with scraper
- Internal counterframe
- Internal counterblades series
- Special paint powder or liquid (Primer and enamel)



ACCESSORIES ON REQUEST

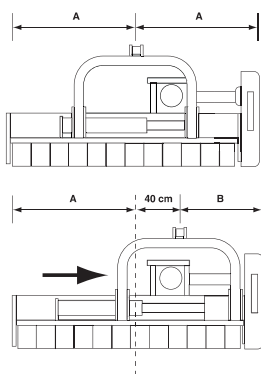
1 Lateral skids	160,00
2 Inter-row disc with spring return	4.400,00
Inter-row disc with hydraulic sensor	4.890,00





TLGS

Side-shift Shredder
medium weight model




The universal TLGS shredder is a machine used for crushing grass and pruning of vineyards and orchards. The hydraulic displacement (max 40 cm) allows the employment in decentralized position, to approach to plantings, to orchards, etc. The machine is provided with a connecting plug with three points, reason why it can be used with any kind of tractor, both caterpillars and farm tractor.

Mod.			 Kg	 (Hp - Kw)	 (g/min.)		 Ø rotore mm		€
TLGS - 130	1460 / 960 / 870	1340	435	25/30 - 18/22	540	13	140	3	3.730,00
TLGS - 140	1560 / 960 / 870	1440	450	25/35 - 18/26	540	14	140	3	3.830,00
TLGS - 150	1660 / 960 / 870	1540	470	30/35 - 22/26	540	15	140	3	3.930,00
TLGS - 160	1760 / 960 / 870	1640	490	30/35 - 22/26	540	16	140	3	4.110,00
TLGS - 180	1960 / 960 / 870	1840	540	35/40 - 26/29	540	18	140	4	4.270,00
TLGS - 200	2120 / 960 / 870	2000	570	40/45 - 29/33	540	20	140	4	4.530,00

The technical data, specifications, characteristics and pictures are not binding for the manufacturer.

STANDARD EQUIPMENT

- Three point linkage
- Rear steel protection
- Front safety with zinc-plated flaps
- Gearbox with free-wheel
- Cardan shaft
- Cap to protection of cardan
- Rotor with smooth hammers
- Belt drive
- Rear adjustable roller with scraper
- Internal counterframe
- Internal counterblades series
- Piston at double effect for lateral displacement
- Special paint powder or liquid (Primer and enamel)



ACCESSORIES ON REQUEST

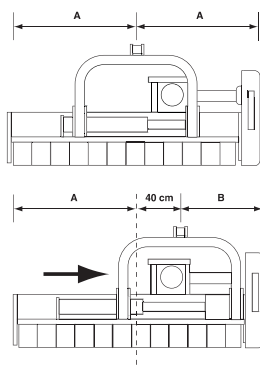
1 Lateral skids	160,00
2 Inter-row disc with spring return	4.400,00
Inter-row disc with hydraulic sensor	4.890,00



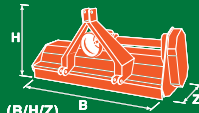
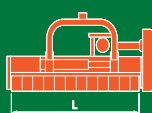








TLGJ

Side-shift Shredder
medium weight



The universal TLGJ flail mower is a machine used for shredding grass and pruning of vineyards and orchards. The mechanical or hydraulic transversal displacement (max 40 cm) allows the employment in decentralized position, to approach to plantings, to orchards, etc. The machine is provided with a connecting plug with three points, reason why it can be used with any kind of tractor, both caterpillars and farm tractor.

Mod.			 Kg	 (Hp - Kw)	 (g/min.)		 rotore mm		€
TLGJ - 160	1760 / 970 / 970	1640	480	35/40 - 26/29	540	16	140	4	4.150,00
TLGJ - 180	1960 / 970 / 970	1840	530	45/50 - 33/37	540	18	140	4	4.320,00
TLGJ - 200	2120 / 970 / 970	2000	560	45/50 - 33/37	540	20	140	4	4.570,00

The technical data, specifications, characteristics and pictures are not binding for the manufacturer.

STANDARD EQUIPMENT

- Three point linkage
- Rear steel protection
- Front safety with zinc-plated flaps
- Gearbox with free-wheel
- Cardan shaft
- Cap to protection of cardan
- Rotor with smooth hammers
- Belt drive
- Rear adjustable roller with scraper
- Internal counterframe
- Internal counterblades series
- Piston at double effect for lateral displacement
- Special paint powder or liquid (Primer and enamel)

ACCESSORIES ON REQUEST

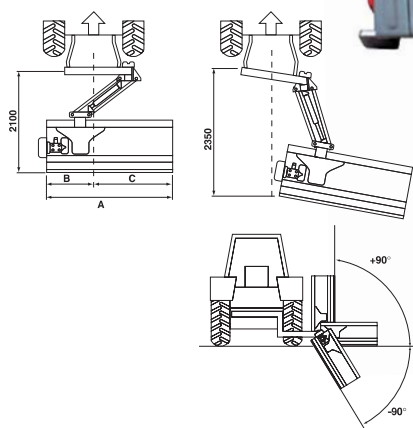
- Lateral skids 160,00



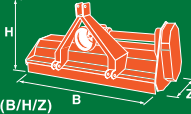
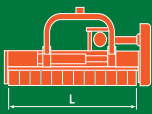








TLGA

Side-shift Shredder medium weight model



The universal TLGA shredder is a machine used for the shattering of bushes of every kind of proximity of ditches, banks and orchards. The machine can work both laterally and like a normal shredder.

Mod.									€
TLGA - 140	1560 / 1000 / 1800	1440	550	30/35 - 22/26	540	14	140	3	6.200,00
TLGA - 150	1660 / 1000 / 1800	1540	570	35/40 - 26/29	540	15	140	3	6.330,00
TLGA - 160	1760 / 1000 / 1800	1640	590	40/45 - 29/33	540	16	140	3	6.470,00


The technical data, specifications, characteristics and pictures are not binding for the manufacturer.

STANDARD EQUIPMENT

- Three point linkage
- Rear rubber protection
- Front safety with zinc-plated flaps
- Support foot
- Gearbox with free-wheel
- Cardan shaft
- Cap to protection of cardan
- Rotor with smooth hammers
- Belt drive
- Rear adjustable roller with scraper
- Internal counterframe
- Internal counterblades series
- Lateral skids
- Piston at double effect for lateral displacement with flow regulator
- Piston at double effect for inclination angle with blocking valve D.E. and flow regulator
- Articulation leveling
- Special paint powder or liquid (Primer and enamel)

ACCESSORIES ON REQUEST

- | | |
|---|--------|
| 1 Single w/constant velocity joint addition | 500,00 |
| 2 Double w/constant velocity joint addition | 830,00 |















TLBE-S

Head Shredder for excavator




The TLBE-S shredding head is perfect for crushing grass, canes and shrubs generally up to 7 cm, located near ditches, banks, and all sorts of very steep lands. It can be applied to excavator weighing from 5 tonnes.

Mod.			 Kg	 (g/min.)	 L/1'	 Press. BAR			 rotore mm		€
TLBE-S 100	1150	1040	310	2000	50/60	220/250	10	7	140	3	4.120,00
TLBE-S 110	1250	1140	330	2000	60/70	220/250	11	8	140	3	4.240,00
TLBE-S 120	1350	1240	350	2000	60/70	220/250	12	8	140	3	4.400,00

The technical data, specifications, characteristics and pictures are not binding for the manufacturer.

STANDARD EQUIPMENT

- Linkage device
- **Hydraulic motor group 3**
- Valve anti-cavitation
- Belt drive
- Rotor with toothed hammers (on request smooth hammers)
- Internal counterframe
- Counterblades double series
- Front safety with chains
- Rear safety in rubber
- Lateral skids
- Rear adjustable roller with scraper
- Special paint powder or liquid (Primer and enamel)



ACCESSORIES ON REQUEST

1 Oscillating saddle as a replacement of standard linkage	650,00
2 Reinforced support hammer	120,00
3 Safety pin saddle**	140,00
4 Pressure relief valve with flow regulator addition	380,00

*The numbers refer to the weight of the shredder without the saddle
 **Personalized saddle will be subjected to additional charge



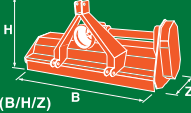
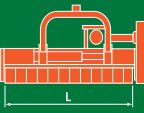









TLF

Hydraulic Mulcher skid
steer loaders



The TLF hydraulic mulcher for skid steer loaders is generally a strong and versatile machine for shattering of grass, reeds and bushes up to 5 cms. of diameter on terrestrial uncultivated, brushwood and green areas. Is applicable on skid steer loaders with at least 65 Hp (48 Kws).

Mod.			 Kg	 (g/min.)	 L/1'	 Press. BAR		 Ø rotore mm		€
TLF - 160	1760 / 970 / 780	1640	580	2000	90 / 120	220 / 280	11	160	4	7.790,00
TLF - 180	1960 / 970 / 780	1840	630	2000	90 / 120	220 / 280	12	160	4	8.010,00
TLF - 200	2120 / 970 / 780	2000	680	2000	90 / 120	220 / 280	13	160	4	8.240,00

The technical data, specifications, characteristics and pictures are not binding for the manufacturer.

STANDARD EQUIPMENT

- Skid steer attachment
- Rear rubber protection
- Front safety and rubber with zinc-plated chains
- Hydraulic motor piston with external drainage
- Anticavitation valve
- Rotor with toothed hammers
- Belt drive
- Rear adjustable roller with scraper
- Internal counterframe
- Internal counterblades series
- Lateral skids
- Special paint powder or liquid (Primer and enamel)

ACCESSORIES ON REQUEST

- | | |
|------------------------------|----------|
| 1 Oscillating saddle (90 kg) | 1.370,00 |
| 2 Reinforced support hammer | 160,00 |





TL

Shredder weight model



The universal TL flail mower is a machine used for shredding grass and pruning of vineyards and orchards. The machine is provided with a connecting plug with three points, reason why it can be used with any kind of tractor, both caterpillars and farm tractor.

Mod.									€
TL - 100	1160 / 800 / 900	1040	340	25/30 - 18/22	540	7	140	3	3.140,00
TL - 110	1260 / 800 / 900	1140	360	25/30 - 18/22	540	8	140	3	3.200,00
TL - 120	1360 / 800 / 900	1240	380	25/30 - 18/22	540	8	140	3	3.280,00
TL - 130	1460 / 800 / 900	1340	400	25/30 - 18/22	540	9	140	3	3.370,00
TL - 140	1560 / 800 / 900	1440	430	30/35 - 22/26	540	10	140	3	3.450,00
TL - 150	1660 / 800 / 900	1540	440	35/40 - 26/29	540	10	140	3	3.580,00
TL - 160	1760 / 800 / 900	1640	470	35/40 - 26/29	540	11	140	4	3.740,00
TL - 180	1960 / 800 / 900	1840	510	45/50 - 33/37	540	12	140	4	3.900,00
TL - 200	2120 / 800 / 900	2000	560	45/50 - 33/37	540	13	140	4	4.160,00
TL - 220	2360 / 800 / 900	2240	600	50/60 - 37/44	540	15	160	4	4.550,00

The technical data, specifications, characteristics and pictures are not binding for the manufacturer.

STANDARD EQUIPMENT

- Three point linkage
- Rear steel protection
- Front safety with zinc-plated flaps
- Support foot
- Gearbox with free-wheel
- Cardan shaft
- Cap to protection of cardan
- Rotor with toothed hammers
- Belt drive
- Rear adjustable roller with scraper
- Internal counterframe
- Internal counterblades series
- Rear zinc-plated harpoons
- Special paint powder or liquid (Primer and enamel)



ACCESSORIES ON REQUEST

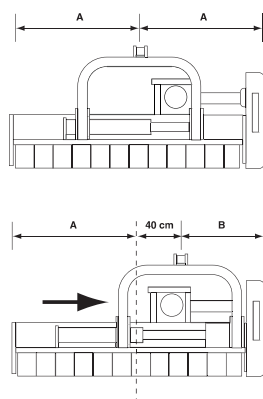
1 Lateral skids	160,00
2 Reinforced support hammer From size 100 / 150 From size 160 / 220	120,00 140,00
3 Steering wheel kit for roller replacement addition	290,00
4 Inter-row disc with spring return	4.400,00
Inter-row disc with hydraulic sensor	4.890,00





TLS

Side-shift Shredder weight model



The universal TLS flail mower is a machine used for shredding grass and pruning of vineyards and orchards. The mechanical or hydraulic transversal displacement (max 40 cm) allows the employment in decentralized position, to approach to plantings, to orchards, etc. The machine is provided with a connecting plug with three points, reason why it can be used with any kind of tractor, both caterpillars and farm tractor.

Mod.			 Kg	 (Hp - Kw)	 (g/min.)		 Ø rotore mm		€
TLS - 140	1560 / 970 / 970	1440	500	30/35 - 22/26	540	10	140	3	4.260,00
TLS - 150	1660 / 970 / 970	1540	520	35/40 - 26/29	540	10	140	3	4.460,00
TLS - 160	1760 / 970 / 970	1640	550	35/40 - 26/29	540	11	140	4	4.610,00
TLS - 180	1960 / 970 / 970	1840	600	45/50 - 33/37	540	12	140	4	4.850,00
TLS - 200	2120 / 970 / 970	2000	620	45/50 - 33/37	540	13	140	4	5.020,00
TLS - 220	2360 / 970 / 970	2240	640	50/60 - 37/44	540	15	160	4	5.390,00

The technical data, specifications, characteristics and pictures are not binding for the manufacturer.

STANDARD EQUIPMENT

- Three point linkage
- Rear steel protection
- Front safety with zinc-plated flaps
- Gearbox with free-wheel
- Cardan shaft
- Cap to protection of cardan
- Rotor with toothed hammers
- Belt drive
- Rear adjustable roller with scraper
- Internal counterframe
- Internal counterblades series
- Rear zinc-plated harpoons
- Piston at double effect for lateral displacement
- Special paint powder or liquid (Primer and enamel)



ACCESSORIES ON REQUEST

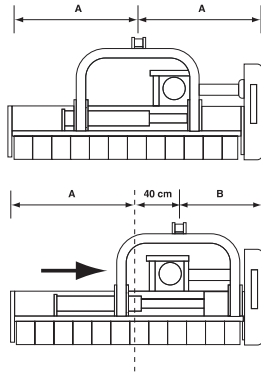
1 Lateral skids	160,00
2 Reinforced support hammer From size 140 / 150 From size 160 / 220	120,00 140,00
3 Steering kit wheels addition	290,00
4 Lower double attachment guard frame	130,00





TLSP

Side-shift Shredder weight model



The universal TLSP flail mower is a machine used for shredding grass and pruning of vineyards and orchards. The hydraulic displacement (max 40 cm) allows the employment in decentralized position, to approach to plantings, to orchards, etc. The machine is provided with a connecting plug with three points, reason why it can be used with any kind of tractor, both caterpillars and farm tractor.

Mod.									€
			Kg	(Hp - Kw)	(g/min.)		rotore mm		
TLSP - 130	1460 / 960 / 970	1340	500	30/35 - 22/26	540	9	140	3	3.840,00
TLSP - 140	1560 / 960 / 970	1440	520	30/35 - 22/26	540	10	140	3	3.980,00
TLSP - 150	1660 / 960 / 970	1540	540	35/40 - 26/29	540	10	140	3	4.180,00
TLSP - 160	1760 / 960 / 970	1640	570	35/40 - 26/29	540	11	140	4	4.350,00
TLSP - 180	1960 / 960 / 970	1840	620	45/50 - 33/37	540	12	140	4	4.570,00
TLSP - 200	2120 / 960 / 970	2000	640	45/50 - 33/37	540	13	140	4	4.760,00
TLSP - 220	2360 / 960 / 970	2200	660	50/60 - 37/44	540	15	160	4	5.130,00

The technical data, specifications, characteristics and pictures are not binding for the manufacturer.

STANDARD EQUIPMENT

- Three point linkage
- Rear steel protection
- Front safety with zinc-plated flaps
- Gearbox with free-wheel
- Cardan shaft
- Cap to protection of cardan
- Rotor with toothed hammers
- Belt drive
- Rear adjustable roller with scraper
- Internal counterframe
- Internal counterblades series
- Rear zinc-plated harpoons
- Piston at double effect for lateral displacement
- Special paint powder or liquid (Primer and enamel)




ACCESSORIES ON REQUEST

1 Lateral skids	160,00
2 Reinforced support hammer From size 130 / 150 From size 160 / 220	120,00 140,00
3 Steering wheels kit addition	290,00
4 Inter-row disc with spring return Inter-row disc with hydraulic sensor	4.400,00 4.890,00
5 Lower double attachment guard frame	130,00



TLC

Shredder weight
model




The universal TLC flail mower is a machine used for shredding grass and pruning of vineyards and orchards. The machine is provided with a connecting plug with three points, a rear opening cover that facilitates the inspection. It can be used with any kind of tractor, both caterpillars and farm tractor.

Mod.			 Kg	 (Hp - Kw)	 (g/min.)		 Ø rotore mm		€
TLC - 120	1360 / 800 / 900	1240	400	30/35 - 22/26	540	8	160	3	3.760,00
TLC - 130	1460 / 800 / 900	1340	420	35/40 - 26/29	540	9	160	3	3.850,00
TLC - 140	1560 / 800 / 900	1440	450	40/45 - 29/33	540	10	160	3	3.930,00
TLC - 150	1660 / 800 / 900	1540	460	45/50 - 33/37	540	10	160	3	4.070,00
TLC - 160	1760 / 800 / 900	1640	490	50/55 - 37/40	540	11	160	4	4.230,00
TLC - 180	1960 / 800 / 900	1840	530	55/60 - 40/44	540	12	160	4	4.380,00
TLC - 200	2120 / 800 / 900	2000	580	60/65 - 44/48	540	13	160	4	4.630,00
TLC - 220	2360 / 800 / 900	2240	600	65/70 - 48/51	540	15	160	4	5.030,00

The technical data, specifications, characteristics and pictures are not binding for the manufacturer.

STANDARD EQUIPMENT

- Three point linkage
- Rear protection in rubber
- Front safety with zinc-plated flaps
- Support foot
- Gearbox with free-wheel
- Cardan shaft
- Cap to protection of cardan
- Rotor with toothed hammers
- Belt drive
- Rear adjustable roller with scraper
- Internal counterframe
- Internal counterblades series
- Rear opening cover
- Special paint powder or liquid (Primer and enamel)



ACCESSORIES ON REQUEST

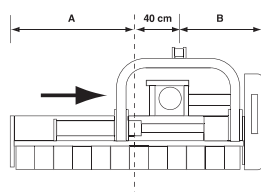
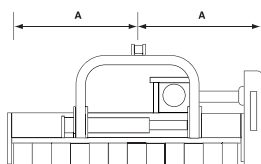
1 Lateral skids	160,00
2 Reinforced support hammer	140,00
From size 120 / 150	
From size 160 / 220	160,00





TLC-S

Side-shift Shredder
weight model




The universal TLC-S flail mower is a machine used for shredding grass and pruning of vineyards and orchards. The mechanical or hydraulic transversal displacement (max 40 cm) allows the employment both in normal and in decentralized position, to approach to plantings, to orchards, etc. The machine is provided with a connecting plug with three points, a rear opening cover that facilitates the inspection. It can be used with any kind of tractor, both caterpillars and farm tractor.

Mod.									€
TLC-S - 140	1560 / 970 / 970	1440	480	40/45 - 29/33	540	10	160	3	4.620,00
TLC-S - 150	1660 / 970 / 970	1540	500	45/50 - 33/37	540	10	160	3	4.830,00
TLC-S - 160	1760 / 970 / 970	1640	530	50/55 - 37/40	540	11	160	4	5.000,00
TLC-S - 180	1960 / 970 / 970	1840	580	55/60 - 40/44	540	12	160	4	5.230,00
TLC-S - 200	2120 / 970 / 970	2000	610	60/65 - 44/48	540	13	160	4	5.400,00
TLC-S - 220	2360 / 970 / 970	2240	630	65/70 - 48/51	540	15	160	4	5.400,00

The technical data, specifications, characteristics and pictures are not binding for the manufacturer.

STANDARD EQUIPMENT

- Three point linkage
- Rear protection in rubber
- Front safety with zinc-plated flaps
- Gearbox with free-wheel
- Cardan shaft
- Cap to protection of cardan
- Rotor with toothed hammers
- Belt drive
- Rear adjustable roller with scraper
- Internal counterframe
- Internal counterblades series
- Rear opening cover
- Piston at double effect for lateral displacement
- Special paint powder or liquid (Primer and enamel)



ACCESSORIES ON REQUEST

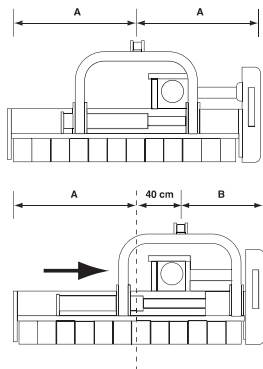
1 Lateral skids	160,00
2 Reinforced support hammer From size 140 / 150	140,00
From size 160 / 220	160,00





TLC-SP

Side-shift Shredder
weight model




The universal TLC-SP flail mower is a machine used for shredding grass and pruning of vineyards and orchards. The mechanical or hydraulic transversal displacement (max 40 cm) allows the employment both in normal and in decentralized position, to approach to plantings, to orchards, etc. The machine is provided with a connecting plug with three points, a rear opening cover that facilitates the inspection. It can be used with any kind of tractor, both caterpillars and farm tractor.

Mod.			 Kg	 (Hp - Kw)	 (g/min.)		 Ø rotore mm		€
TLC-SP 130	1460 / 960 / 970	1340	490	35/40 - 26/29	540	9	160	3	4.220,00
TLC-SP 140	1560 / 960 / 970	1440	510	40/45 - 29/33	540	10	160	3	4.360,00
TLC-SP 150	1660 / 960 / 970	1540	530	45/50 - 33/37	540	10	160	3	4.560,00
TLC-SP 160	1760 / 960 / 970	1640	560	50/55 - 37/40	540	11	160	4	4.730,00
TLC-SP 180	1960 / 960 / 970	1840	610	55/60 - 40/44	540	12	160	4	4.950,00
TLC-SP 200	2120 / 960 / 970	2000	630	60/65 - 44/48	540	13	160	4	5.140,00
TLC-SP 220	2360 / 960 / 970	2240	650	65/70 - 48/51	540	15	160	4	5.490,00

The technical data, specifications, characteristics and pictures are not binding for the manufacturer.

STANDARD EQUIPMENT

- Three point linkage
- Rear protection in rubber
- Front safety with zinc-plated flaps
- Gearbox with free-wheel
- Cardan shaft
- Cap to protection of cardan
- Rotor with toothed hammers
- Belt drive
- Rear adjustable roller with scraper
- Internal counterframe
- Internal counterblades series
- Rear opening cover
- Piston at double effect for lateral displacement
- Special paint powder or liquid (Primer and enamel)



ACCESSORIES ON REQUEST

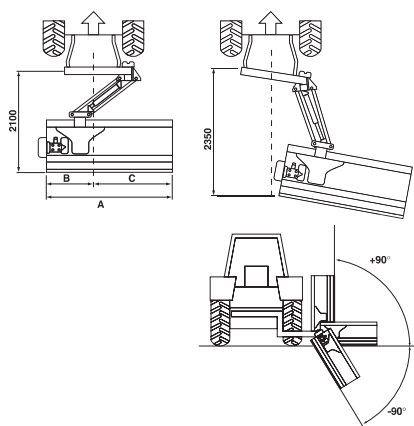
1 Lateral skids	160,00
2 Reinforced support hammer From size 130 / 150	140,00
From size 160 / 220	160,00



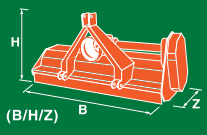
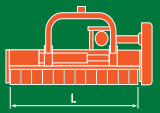








TLA

Side-shift Shredder
weight model



The universal TLA shredder is a machine used for the shattering of the bush-esof every kind in proximity of ditches, of banks, of vineyards and of orchards. The machine can work both laterally and like a normal shredder.

Mod.									€
TLA - 160	1760 / 1015 / 2000	1640	700	50/60 - 37/44	540	11	140	4	7.780,00
TLA - 180	1960 / 1015 / 2000	1840	720	60/80 - 44/59	540	12	140	4	7.940,00
TLA - 200	2120 / 1015 / 2000	2000	760	60/80 - 44/59	540	13	140	4	8.080,00

The technical data, specifications, characteristics and pictures are not binding for the manufacturer.

STANDARD EQUIPMENT

- Three point linkage
- Rear rubber protection
- Front safety with zinc-plated flaps
- Support foot
- Gearbox with free-wheel
- Cardan shaft
- Cap to protection of cardan
- Rotor with toothed hammers
- Belt drive
- Rear adjustable roller with scraper
- Internal counterframe
- Internal counterblades series
- Lateral skids
- Piston at double effect for lateral displacement with flow regulator
- Piston at double effect for inclination angle with blocking valve D.E. and flow regulator
- Articulation leveling
- Special paint powder or liquid (Primer and enamel)



ACCESSORIES ON REQUEST


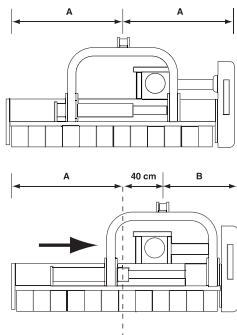
- 1 External gearbox with lateral protection in hardox 150,00
- 2 Reinforced support hammer 140,00
- 3 Single W/constant velocity joint addition 500,00
- 4 Double w/constant velocity joint addition 830,00





TLR

Reversible Shredder medium weight model



The universal TLR shredder is an ideal tool for the works in orchards, in forestry and on grazing grounds. The machine is equipped with laterally adjustable anterior and rear connecting plugs. This reversibility allows you to overwork in the best way its performances and to choose the kind of working according to your requirements.

Mod.	 (B/H/Z) B	 L	 Kg	 (Hp - Kw)	 (g/min.)		 Ø* rotore mm		€
TLR - 120	1360 / 950 / 1100	1240	560	30/35 - 22/26	540	8	140 / 160	3	4.360,00
TLR - 130	1460 / 950 / 1100	1340	580	30/35 - 22/26	540	9	140 / 160	3	4.460,00
TLR - 140	1560 / 950 / 1100	1440	600	30/35 - 22/26	540	10	140 / 160	3	4.580,00
TLR - 150	1660 / 950 / 1100	1540	620	35/40 - 26/29	540	10	140 / 160	3	4.800,00
TLR - 160	1760 / 950 / 1100	1640	640	35/40 - 26/29	540	11	140 / 160	4	4.970,00
TLR - 180	1960 / 950 / 1100	1840	680	45/50 - 33/37	540	12	140 / 160	4	5.190,00
TLR - 200	2120 / 950 / 1100	2000	700	45/50 - 33/37	540	13	140 / 160	4	5.370,00
TLR - 220	2360 / 950 / 1100	2240	730	50/60 - 37/44	540	15	140 / 160	4	5.740,00



The technical data, specifications, characteristics and pictures are not binding for the manufacturer.

STANDARD EQUIPMENT

- Three point linkage
- Rear steel protection
- Front safety with zinc-plated flaps
- Gearbox with double free-wheel
- Cardan shaft
- Cap to protection of cardan
- Rotor with toothed hammers
- Belt drive
- Rear adjustable roller with scraper
- Internal counterframe
- Internal counterblades series
- Double hydraulic lateral displacement
- Double guard frame attachment

- Special paint powder or liquid (Primer and enamel)

*Ø140 shredder with harpoons
Ø160 shredder without harpoons



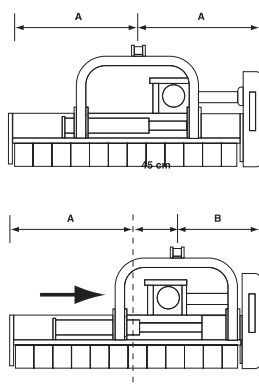
ACCESSORIES ON REQUEST

- | | |
|--|--------|
| 1 Lateral skids | 160,00 |
| 2 Rear zinc-plated harpoons from 120 to 160 size | 320,00 |
| Rear zinc-plated harpoons from 180 to 220 size | 350,00 |
| 3 Reinforced support hammer
From size 140 / 150 | 140,00 |
| From size 160 / 220 | 160,00 |
| 4 Rubber zinc-plated chains in substitution of flaps | 280,00 |

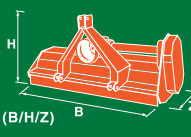
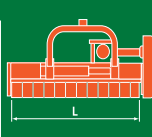







TLJL

Side-shift Shredder
weight model




The universal TLJL flail mower is a machine generally used for shredding grass and pruning, ideal for uncultivated areas. The machine is provided with a connecting plug with three points, reason why it can be used with any kind of tractor, both caterpillars and farm tractor. The hydraulic displacement (max 45 cm) allows the employment in decentralized position, to approach to plantings, to orchards, etc.

Mod.			 Kg	 (Hp - Kw)	 (g/min.)		 Ø rotore mm		€
TLJL - 200	2160 / 920 / 970	2000	700	50 - 37	540 / 1000	13	180	5	7.330,00
TLJL - 220	2400 / 920 / 970	2240	750	60 - 44	540 / 1000	15	180	5	7.460,00
TLJL - 250	2700 / 920 / 970	2540	850	80 - 59	540 / 1000	17	180	5	7.600,00
TLJL - 280	3000 / 920 / 970	2840	950	100 - 73	540 / 1000	20	180	5	7.950,00

The technical data, specifications, characteristics and pictures are not binding for the manufacturer.

STANDARD EQUIPMENT

- Three point linkage
- Rear protection in rubber
- Front safety with zinc-plated flaps
- Support foot
- Gearbox with free-wheel
- Cardan shaft
- Cap to protection of cardan
- Rotor with toothed hammers
- Belt drive
- Rear adjustable roller with scraper
- Internal counterframe
- Internal counterblades series
- Rear opening cover
- Piston at double effect for lateral displacement
- Lower double attachment guard frame
- Reinforced support hammer
- Special paint powder or liquid (Primer and enamel)



ACCESSORIES ON REQUEST

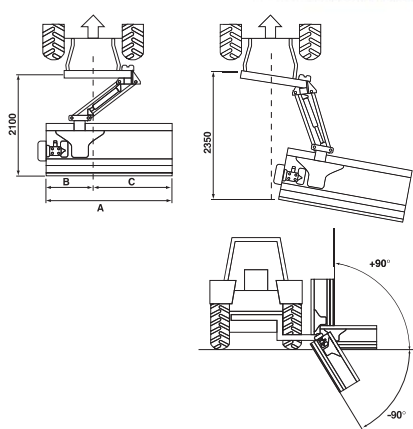

- | | |
|---|--------|
| 1 Lateral skids | 220,00 |
| 2 Rubber and galvanized chains in substitution of protection plates | 330,00 |





TLA-P

Side-shift Shredder weight model




The universal TLA-P shredder is a machine used for the shattering of the bushes of every kind in proximity of ditches, banks, vineyards and orchards. The machine can work both laterally and like a normal shredder.

Mod.									€
TLA-P 200	2700 / 960 / 970	2000	1150	60/44	540	13	180	5	12.980,00
TLA-P 220	2940 / 960 / 970	2240	1200	70/50	540	15	180	5	13.140,00
TLA-P 250	3100 / 960 / 970	2540	1300	90/66	540	17	180	5	13.410,00

The technical data, specifications, characteristics and pictures are not binding for the manufacturer.

STANDARD EQUIPMENT

- Three point linkage
- Rear rubber protection
- Front safety with zinc-plated flaps (or chains)
- Support foot
- External gearbox with free-wheel
- Single W/current velocity shaft
- Cap to protection of cardan
- Rotor with toothed hammers
- Belt drive
- Rear adjustable roller with scraper
- Internal counterframe
- Internal counterblades series
- Lateral skids
- Rear opening cover
- Piston at double effect for lateral displacement with flow regulator
- Piston at double effect for inclination angle with blocking valve D.E. and flow regulator
- Articulation leveling
- Reinforced support hammer
- Special paint powder or liquid (Primer and enamel)



ACCESSORIES ON REQUEST

- Rubber and zinc-plated chains as replacement of the flaps

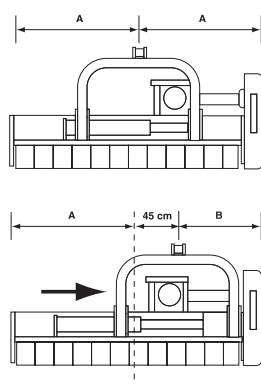

330,00



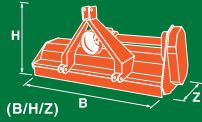
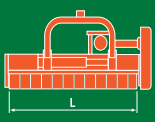








TLR-P

Reversible Shredder
weight model




The universal TLR-P shredder is an ideal tool for the works in forest-ry, on grazing grounds and large areas. The machine is equipped with laterally adjustable anterior and rear connecting plugs, its reversibility allows you to overwork in the best way its performances and to choose the kind of working according to your requirements.

Mod.			 Kg	 (Hp - Kw)	 (g/min.)		 Ø rotore mm		€
TLRP - 200	2160 / 950 / 1100	2000	900	50 - 37	1000	13	180	5	8.240,00
TLRP - 250	2700 / 950 / 1100	2540	1100	80 - 59	1000	17	180	5	8.570,00
TLRP - 280	3000 / 950 / 1100	2840	1260	100 - 73	1000	20	180	5	8.800,00

The technical data, specifications, characteristics and pictures are not binding for the manufacturer.

STANDARD EQUIPMENT

- Three point linkage
- Rear steel protection
- Front safety with zinc-plated and rubber chains
- Support foot
- Gearbox with double free-wheel
- Cardan shaft
- Cap to protection of cardan
- Rotor with toothed hammers
- Belt drive
- Rear adjustable roller with scraper
- Internal counterframe
- Internal counterblades series
- Rear opening cover
- Double hydraulic lateral displacement
- Special paint powder or liquid (Primer and enamel)



ACCESSORIES ON REQUEST

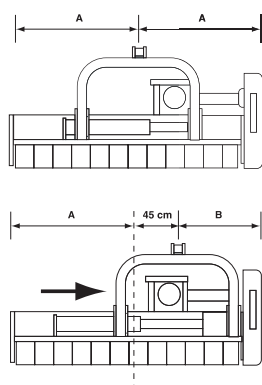
- | | |
|-------------------------|--------|
| 1 Lateral skids | 220,00 |
| 2 Heavy roller Ø-250 mm | 280,00 |



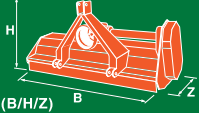
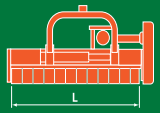








SHU

Reversible Shredder
weight model




The universal SHU shredder is an ideal tool for the works in forestry and on grazing grounds. The machine is equipped with laterally adjustable anterior and rear connecting plugs, its reversibility allows you to overwork in the best way its performances and to choose the kind of working according to your requirements.

Mod.			 Kg	 (Hp - Kw)	 (g/min.)		 Ø rotore mm		€
SHU - 200	2160 / 1150 / 980	2000	1020	60 - 44	1000	13	245	5	9.700,00
SHU - 230	2500 / 1150 / 980	2340	1190	80 - 59	1000	16	245	5	10.240,00
SHU - 280	3000 / 1150 / 980	2840	1310	100 - 73	1000	20	245	5	11.050,00
SHU - 300	3160 / 1150 / 980	3000	1500	110 - 80	1000	20	245	5	11.540,00

The technical data, specifications, characteristics and pictures are not binding for the manufacturer.

STANDARD EQUIPMENT

- Three point linkage
- Rear protection in rubber
- Front safety with zinc-plated chains and rubber
- Support foot
- Gearbox with double free-wheel
- Cardan shaft
- Cap to protection of cardan
- Rotor with toothed hammers
- Belt drive
- Rear adjustable roller with scraper
- Internal counterframe
- Internal counterblades series
- Rear opening cover
- Double hydraulic lateral displacement
- Reinforced support hammer
- Special paint powder or liquid (Primer and enamel)



ACCESSORIES ON REQUEST

- | | |
|------------------------------|--------|
| 1 Lateral skids | 220,00 |
| 2 Reinforced roller Ø 250 mm | 280,00 |



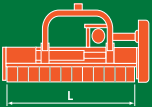









GFM

Folding Shredder for large areas



Ideal for large areas, both flat and hilly, airports, cultivated and uncultivated fields and green areas – as well as areas aimed to be re-cultivated. It can be used front and rear.

Mod.				 (Hp - Kw)	 (g/min.)	 2x16	 rotore mm	 2x5	€
GFM - 450	4500	3000	2500	185 - 136	1000	2x16	245	2x5	29.050,00
GFM - 550	5500	3000	2700	185 - 136	1000	2x20	245	2x5	31.460,00

The technical data, specifications, characteristics and pictures are not binding for the manufacturer.

STANDARD EQUIPMENT

- Three point linkage cat II and III cat
- Rear protection in rubber
- Front safety with zinc-plated chains
- Support foot and rubber
- Gearbox without free-wheel
- Cardan shaft for internal transmission without free-wheel
- Cap to protection of cardan
- Rotor with toothed hammers
- Belt drive
- Rear roller adjustable with scraper
- Internal counterframe
- Internal counterblades series
- Rear opening cover
- Piston at double effect for level opening

- Reinforced support hammer
- Special paint powder or liquid (Primer and enamel)



ACCESSORIES ON REQUEST

- Double Lateral skids

440,00





TLP

Straw Mulcher



The flail mower TLP is a machine used for all kind of trituration and in particular for straw, corn stalks, leaves of chard, etc. It is equipped with rear wheels and three point hitch.

Mod.									€
TLP - 160	1870/1025/2250	1640	990	50 - 37	540/1000	20	220	4	7.100,00
TLP - 180	2070/1025/2250	1840	1035	50 - 37	540/1000	22	220	4	7.640,00
TLP - 200	2230/1025/2250	2000	1080	60 - 44	540/1000	24	220	4	8.210,00
TLP - 220	2430/1025/2250	2200	1125	60 - 44	540/1000	28	220	4	8.750,00
TLP - 250	2805/1025/2250	2575	1215	80 - 59	540/1000	32	220	5	9.420,00
TLP - 280	3110/1025/2250	2880	1305	100 - 73	540/1000	38	220	5	10.090,00

The technical data, specifications, characteristics and pictures are not binding for the manufacturer.

STANDARD EQUIPMENT

- Three point hitch
- Rear rubber protection
- Supporting foot
- Gearbox with internal free-wheel
- Front protection with double zinc-plated flaps series
- Cardan shaft
- Cap to protection of cardan
- Rotor with knives
- Belt drive
- Steering wheels with height adjustable
- Internal counterframe
- Internal counterblades series
- Lateral skids
- Rear opening cover
- Special paint powder or liquid (Primer and enamel)





TLE-FS/FM

FORESTRY HEAD SHREDDER



The forestry shredding heads with rollaway or fixed -teeth rotor are perfect for crushing prunings, branches and standing plants up to Ø 15 cm. TLE-FS can be applied to excavator weighing from 4 tonnes till 8 tonnes. TLE-FM can be applied to excavator weighing from 8 tonnes till 10 tonnes.

LIGHT HEAD SHREDDER

Mod.												€
TLE-FS 70	984x550x920	714	420	2200	50/60	220/250	12	370	3	30	352	9.500,00
TLE-FS 90	1147x550x920	877	520	2200	60/70	220/250	15	370	3	36	352	9.700,00

MEDIUM HEAD SHREDDER

TLE-FM 100	1314x550x920	1040	630	2200	80/90	220/250	18	370	3	33	370	10.000,00
TLE-FM 110	1477x550x920	1203	690	2200	90/100	220/250	21	370	4	39	370	10.300,00

The technical data, specifications, characteristics and pictures are not binding for the manufacturer.

STANDARD ACCESSORY

- Saddle attachment
- Hydraulic piston motor with external drainage
- Block valve
- Belt drive
- Strenx body frame
- Internal reinforcement hardox
- Internal counterblades series
- **Forestry rotor with rollaway bidirectional hammers**
- **Frontal and rear double chain protection**
- Reinforced skids with hardox



*Si riferiscono al peso del solo trinciatoio senza sella



ACCESSORY ON REQUEST

1 Safety pin saddle	170,00
2 Fixed teeth	TLE-FS 70 no extra
	TLE-FS 90 no extra
3 Sharp fixed hammers	TLE-FM 100 no extra
4 Ax fixed hammers	TLE-FM 110 no extra
5 Solenoid valve and regulator valve	410,00



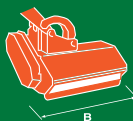











TLE-FL

Forest Head Shredder
for excavator



The hydraulic forest TLE-FL shredding head is perfect for crushing grass, canes and shrubs generally up to 10 cm of diameter, located near ditches, banks, uncultivated and wooded areas and all sorts of very steep lands. It can be applied to excavators weighing from 12 to 18 tons.

Mod.			 Kg	 (g/min.)	 L/1'	 Press. BAR			 rotore mm		€
TLE-FL 120	1450	1110	740	2000	120 / 140	270	18	27	340	5	12.880,00
TLE-FL 130	1630	1290	770	2000	120 / 140	270	21	30	340	5	13.400,00

The technical data, specifications, characteristics and pictures are not binding for the manufacturer.

STANDARD EQUIPMENT

- Linkage device
- Hydraulic piston motor with external drainage
- Valve anti-cavitation
- Belt drive
- **Internal counterframe made of wear-proof steel (hardox)**
- Counterblades series
- Forestry rotor with unidirectional
- Front and rear zinc-plated chains protection
- **Lateral skids with wear-proof steel**
- Rear opening cover with piston at double effect
- Support foot
- Special paint powder or liquid (Primer and enamel)



ACCESSORIES ON REQUEST

1 Safety pin saddle	170,00
2 Rotor with fixed hammers addition	1.650,00
	120
	130
3 Solenoid valve and regulator valve	410,00

*The numbers refer to the weight of the shredder without the saddle



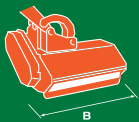










TLE-FP

Forest Head Shredder
for excavator



The hydraulic forest TLE-FP shredding head is perfect for crushing grass, canes and shrubs generally up to 15/25 cm of diameter, located near ditches, banks, uncultivated and wooded areas and all sorts of very steep lands. It can be applied to excavators weighing from 20 to 30 tons.

Mod.			 *	 (g/min.)	 L/1'	 Press. BAR		 Ø rotore mm		€
TLE-FP 110	1510	1170	1000	2000	170 / 180	300	24	430	3	15.500,00
TLE-FP 150	1890	1550	1250	2000	170 / 180	300	30	430	4	18.000,00

The technical data, specifications, characteristics and pictures are not binding for the manufacturer.

STANDARD EQUIPMENT

- Linkage device
- Hydraulic piston motor with external drainage
- Valve anti-cavitation
- Belt drive
- **Internal counterframe made of wear-proof steel (hardox)**
- Counterblades series
- Forestry rotor with bidirectional rollaway hammers
- Front and rear zinc-plated chains protection
- **Lateral skids with wear-proof steel reinforcement**
- Support foot
- Special paint powder or liquid (Primer and enamel)



ACCESSORIES ON REQUEST

- Safety pin saddle 170,00

*The numbers refer to the weight of the shredder without the saddle





TLT-FL

Forest Shredder



Forestry: Mulching of brushwood and undergrowth, light thinning.

Agriculture: Tillage of orchards, landscape arrangement, heavy use. It can be used from the front and from the back.

Mod.										€
TLT-FL 130	1290	1660	950	80 - 59	540 / 1000	21	30	340	5	12.030,00
TLT-FL 150	1480	1850	1020	90 - 66	540 / 1000	24	36	340	5	12.670,00
TLT-FL 170	1660	2030	1080	100 - 74	540 / 1000	27	39	340	5	13.170,00

The technical data, specifications, characteristics and pictures are not binding for the manufacturer.

STANDARD EQUIPMENT

- Three point linkage
- Front and rear protection with zinc-plated chains
- Support foot
- Gearbox with internal free-wheel
- Cardan shaft
- Cap for cardan protection
- Forestry rotor with unidirectional rollaway hammers
- Belt drive
- **Lateral skids with wear-proof steel**
- Internal counterframe with wear-proof steel
- Internal counterblades series
- **Opening cover with pistons at double effect**
- Special paint powder or liquid (Primer and enamel)



ACCESSORIES ON REQUEST

★ Manual guard frame for TLT-FL 130	780,00
★ Manual guard frame for TLT-FL 150	840,00
★ Manual guard frame for TLT-FL 170	910,00
② Rotor with fixed hammers addition	
130	1.960,00
150	2.580,00
170	3.190,00





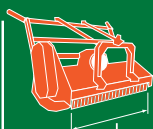
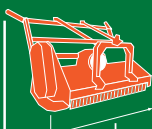







UFK-I

Hydraulic forest Shredder skid steer loaders



Forestry: Thinning of back-paths in woods, thinning of fire prevention paths, shredding of forest remains and residual wood.

Agriculture: Tillage of orchards, shredding of pruning, it can be used with back assembly and reversible driving.

Mod.										
UFK-I 1550	1550	1890	1300	150 / 180	270 / 300	2000	30	430	4	16.470,00
UFK-I 2150	2150	2490	1500	150 / 180	270 / 300	2000	42	430	4	19.220,00

The technical data, specifications, characteristics and pictures are not binding for the manufacturer.

STANDARD EQUIPMENT

- Skid steer attachment
- Hydraulic motor piston with external drainage
- Anticavitation valve
- Belt drive
- **Internal counterframe with wear-proof steel**
- Internal counterblades series
- Forestry rotor with rollaway reversible hammers Lipa
- Front and rear zinc-plated chains Protection
- **Lateral skids with wear-proof reinforcement**
- Support foot
- Special paint powder or liquid (Primer and enamel)

ACCESSORIES ON REQUEST

- ★ Manual guard frame for UFK 1550 1.230,00
- ★ Manual guard frame for UFK 2150 1.450,00
- ② Hydraulic kit for guard frame 920,00





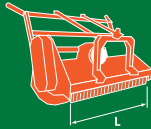
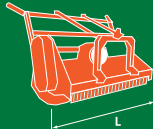






UFK

Forest Shredder



Forestry: Mulching of brushwood and undergrowth, light thinning.



Agriculture: Tillage of orchards, landscape arrangement, heavy use. It can be used from the front and from the back.

Mod.				 (Hp - Kw)	 (g/min.)		 rotore mm		€
UFK - 1550	1550	1850	1310	70 - 50	540 / 1000	30	430	4	15.000,00
UFK - 2150	2150	2450	1550	110 - 80	540 / 1000	42	430	4	17.500,00

The technical data, specifications, characteristics and pictures are not binding for the manufacturer.

STANDARD EQUIPMENT

- Three point linkage cat II and III cat.
- Rear protection with chains
- Front safety with zinc-plated chains
- Support foot
- Gearbox without free-wheel
- Cardan shaft with free-wheel
- Cap to protection of cardan
- Rotor with rollaway reversible hammers Lipa
- Belt drive
- **Lateral skids with wear-proof reinforcement**
- **Internal counterframe with wear-proof steel**
- Internal counterblades series
- Special paint powder or liquid (Primer and enamel)



ACCESSORIES ON REQUEST

- ★ Manual guard frame for UFK 1550 1.230,00
- ★ Manual guard frame for UFK 2150 1.450,00
- 2 Rear cover with hydraulic opening UFK 1550 1.300,00
- 2 Rear cover with hydraulic opening UFK 2150 1.510,00
- 3 Hydraulic kit for guard frame 910,00





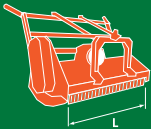
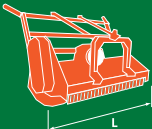






UFM

Forest Shredder



Forestry: Thinning of back-paths in woods, thinning of fire prevention paths, shredding of forest remains and residual wood.

Agriculture: Tillage of orchards, shredding of prunings, it can be used with back assembly and reversible driving.

Mod.				 (Hp - Kw)	 (g/min.)		 rotore mm		€
UFM - 180	1890	2230	1750	136 - 100	1000	36	470	4	31.070,00
UFM - 225	2290	2630	1980	160 - 118	1000	45	470	4	33.530,00

The technical data, specifications, characteristics and pictures are not binding for the manufacturer.

STANDARD EQUIPMENT

- Three point linkage cat II and III cat
- Rear protection with chains
- Front safety with zinc-plated chains
- Support foot
- Gearbox without free-wheel
- Cardan shaft with free-wheel
- Cap to protection of cardan
- Rotor with rollaway hammers Lipa reversible
- Belt drive
- **Lateral skids with wear-proof reinforcement**
- **Internal counterframe with wear-proof steel**
- **Internal counterblades series**
- Rear opening hydraulic cover
- Third hydraulic point
- Special paint powder or liquid (Primer and enamel)

ACCESSORIES ON REQUEST

★ Manual guard frame for UFM 180	1.480,00
★ Manual guard frame for UFM 225	1.650,00





M.T.L. 35.70

Wood chipper



The M.T.L. 35.70 chipper is a machinery used for the production of calibrated and uniform chipped through the trituration of branches and trunks up to 35 cm of diameter. It is also used for the shredding of brushwood of every kind, even fibrous, like palm leaves.

Driven by the PTO of the tractor, is ideal for agricultural and forestal companies and in particular for contractors dedicated to the promotion of waste wood.





MAXIMUM OPENING LOAD	mm	350
LOADING WIDTH	mm	700
MAXIMUM WORKING DIAMETER	mm	350
DIAMETER ROTOR SHREDDER	mm	540
WIDTH ROTOR SHREDDER	mm	700
CHIPPER ROTOR KNIVES	n°	4
ROTOR CHIPPER REVOLUTIONS	g/min	700
DIAMETER FEED ROLLER	mm	500
HOLE DIMENSION OUTLET GRILLE	mm	30/40/50/60/80
CARDAN SHAFT SPEED	g/min	1000
MINIMUM POWER TRACTOR	Hp	110
SIZE OF SUPPLY CHAIN	mm	1000 x 700
LENGTH OF FEEDING HOPPER	mm	1500
WIDTH LOADING HOPPER	mm	700 / 1475
HEIGHT LOADING HOPPER	mm	350 / 825
HOURLY PRODUCTION	m³	20 ÷ 25

The technical data, specifications, characteristics and pictures are not binding for the manufacturer.



73.640,00


Drive to the PTO of the tractor
Tested towing cart at low speed
Hydraulic system with adjustable speed
No-stress electronic device
Screw conveyors for material recovery



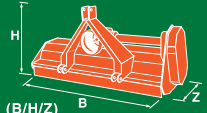
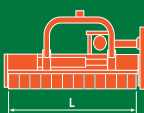









TSL

Stone crusher



The TSL stone-crusher triturates every kind of stone (max 30 cm) without any problem, it can also be used both on the surface and in depth. Best employment in agriculture, in the construction of roads, playgrounds, sky-tracks etc.

Mod.	 (B/H/Z) B	 L	 Kg	 (Hp - Kw)	 (g/min.)	 18	 24	 16	 20	€
TSL - 100	1200 / 660 / 1290	1000	1470	60/80 - 44/59	1000	18	515	3+3		13.540,00
TSL - 120	1400 / 660 / 1290	1200	1700	80/100 - 59/73	1000	24	515	3+3		19.030,00
TSL - 160	2000 / 660 / 1290	1600	2300	120/140 - 88/103	1000	16	515	4+4		26.670,00
TSL - 200	2400 / 660 / 1290	2000	2900	140/160 - 103/118	1000	20	570	4+4		34.660,00

The technical data, specifications, characteristics and pictures are not binding for the manufacturer.

STANDARD EQUIPMENT

- Three point linkage
- Rear protection in rubber
- Front safety with zinc-plated chains and rubber
- Gearbox without free-wheel
- Cardan shaft with internal free-wheel
- Cap to protection of cardan
- Rotor with rollaway lipa hammers
- Belt drive
- Rear adjustable wheels
- **Internal counterframe with wear-proof steel**
- Special paint powder or liquid (Primer and enamel)

ACCESSORIES ON REQUEST

- Hammer reinforcement with inserts of special material

430,00



[illegible]

NOTES

WARRANTY TERMS AND CONDITIONS

This warranty will become available to you when you have paid for the equipment and it will start from the delivery. After that date Li.Pa. company will not have any further responsibility under this warranty to you except in respect of claims already notified. This warranty is not transferable and is available only to the original purchaser. To maintain the benefit of the warranty throughout the twelve-month period you must have the machine serviced in accordance with our recommendations and use the machine properly. If on inspection the machine appears to have been either misused, overloaded, improperly operated, not properly maintained, altered or repaired without our permission this will invalidate the warranty. The claims can be made within 8 days from the reception of the goods, by registered letter or email and the machinery must not be used after the discovery of a defect.

12 Months warranty consists in the free supply of the parts that will be recognized as defective, to unquestionable judgment of the technicians of the company. Excluded from the warranty is the labour to replace parts, expenses of transport, possible custom duties, tax and cost of the material consumption. In this warranty, the expression, 'defective product' means any of the equipment you have purchased which shows evidence of a defect in the materials, design (due regard being given to the state of the art at the time we designed it) or Li.Pa. workmanship.

Wearing parts such as belts, bearings, gaskets, cardan shaft, gearbox, because they follow the norms of the manufacturing company, are excluded. This warranty will only refer to parts produced by Li.Pa. Ltd Any defective products replaced must be returned to Li.Pa. company for inspection. This warranty has no value if you don't comply with the instructions of the operating manuals provided with the equipment. In particular, please pay attention to the rules and prohibitions mentioned.

For any disputes the solely competent court is Pescara.

The prices of this price list don't include the VAT, and are subject to modifications without prior notice. Sales are done under reserve of the ownership for the seller until to the integral payment of the agreed price.

Therefore the missed payment of one installment of the agreed price, involves the automatic resolution of the contract, with faculty for the retailer to ask the restitution of the good. All the installments paid by the buyer will be considered title of indemnity.





LIPA s.r.l.

65010 Spoltore (PE) - Italy
Via Castellani
(ang. Via Mare Adriatico)

Tel. +39 085 4971431
Fax +39 085 4973170

www.lipa-srl.it
info@lipa-srl.it