

Sophisticated RIP software maximizes the performance of UJF-7151 plus

Raster Link 6

Additional useful functions

User friendly RIP key features

- Easy to follow icons enable intuitive and user-friendly operation
- Related settings feature in one window to simplify RIP operations, with 'Register as Favourite' option available for regularly used layouts
- Printing progress can be monitored on the main screen

1. JIG & Template function

Registration of templates is achieved through a 'JIG layout function' parameter in RasterLink 6, allowing the designed image to be placed inside the template layout procedure and accurately positioned for print setup and registration of image file.

2. Web update function

Program update and profile download can be easily performed via the internet.

Specifications

Item	UJF-7151 plus	
Printhead	On-demand piezo head (6 staggered printheads)	
Maximum print resolution	1,200dpi	
Maximum printable area	710 x 510mm	
Ink	Type/Colour	LH-100 (C, M, Y, K, W, Cl) LUS-120 (C, M, Y, K, W) LUS-350 (C, M, Y, K, W, Cl) PR-200 (Primer)
	Package size	1L bottle
Media	Size	710 x 510mm or smaller
	Height	153mm or less
	Weight	10kg or less
Certifications	VCCI class A, FCC class A, ETL UL 60950-1, CE Marking (EMC, Low voltage, Machinery directive, and RoHS), CB, REACH, Energy Star	
Interface	USB 2.0 Hi-speed / Ethernet 1000BASE-T	
Power supply	Single-phase AC100 - 120V / AC200 - 240V	
Power consumption	1.3 kW	
Operational environment	Temperature: 15 - 30°C Humidity: 35 - 65% Rh (Non condensing) Recommended temperature range for stable operation: 20 - 25°C	
Dimensions (W x D x H)	2,198 x 1,572 x 1,273mm	
Weight	317kg (Base stand weight is included)	

Note: Data in the above specifications are subject to change without notice.

⚠ Safety Notice

You are dealing with UV light sources that may harm your health. Please follow below guidelines strictly:

- Do not look directly into the UV light source nor place your hand, or expose your skin directly to the UV light source.
- Depending upon print mode, there might occur some VOC emittance from printed parts not yet cured and hardened.
- Please read and follow the instructions and guidelines of the manual carefully.

• Some of the samples in this folder are artificial renderings • Specifications, design and dimensions stated in this folder may be subject to change without notice (for technical improvements, etc.)
• The corporate and merchandise names written on this folder are the trademark of the respective corporations • Inkjet printers print using extreme fine dots, so colours may vary after replacement of the printing heads, also note that if using multiple printer units, colours could vary slightly from one unit to other unit due to slight individual differences • Composer's errors reserved

Supplies

Item	Colour	Item No.	Remarks
LH-100	Cyan	LH100-C-BA	
	Magenta	LH100-M-BA	
	Yellow	LH100-Y-BA	
	Black	LH100-K-BA	
	White	LH100-W-BA	
LUS-120	Clear	LH100-CL-BA	Volume per bottle 1 Litre
	Cyan	LUS12-C-BA	
	Magenta	LUS12-M-BA	
	Yellow	LUS12-Y-BA	
	Black	LUS12-K-BA	
LUS-350	White	LUS12-W-BA	
	Cyan	LUS35-C-BA	
	Magenta	LUS35-M-BA	
	Yellow	LUS35-Y-BA	
	Black	LUS35-K-BA	
PR-200	White	LUS35-W-BA	
	Clear	LUS35-CL-BA	
PR-200	Primer	PR200-Z-BA-1	

⚠ Inks and substrates:

- Please note that properties and adhesion, weather resistance etc. of ink and substrates can vary. Therefore please test materials before printing.
- Some substrates require primer before printing. Please test materials beforehand or ask your sales representative.

UJF-7151 plus



Production UV LED flatbed printer...

Mimaki

www.mimakieurope.com info@mimakieurope.com @MimakiEurope

Mimaki Europe B.V. Stammerdijk 7E, 1112 AA Diemen, The Netherlands Tel: +31 (0)20 4627640



INDUSTRIAL
PRODUCTS



eco

Mimaki

The world imagines... Mimaki delivers



Next-generation direct-to-object production flatbed LED UV printer

Capitalising on its peerless heritage in compact UV LED direct-to-object print technology, the UJF-7151plus reaffirms Mimaki's market dominance in this rapidly developing sector. Geared to on-demand printing of the very highest quality at industrial production levels of output, UJF-7151 plus utilises state-of-the-art technology to deliver a powerful and reliable digital alternative to traditional screen print operations.

ENGINEERING EXCELLENCE AND CREATIVE INNOVATION

Founded in Japan in 1975, Mimaki Engineering has steadily grown by reputation and influence into a global company with large operational bases in Asia and the Pacific, United States and Europe.

Renowned for award-winning performance, peerless build quality and innovative technology, Mimaki has established itself as a leading manufacturer of wide-format inkjet printers and cutting machines for the sign and graphics, textile and apparel and industrial markets. In addition, Mimaki also provides a comprehensive range of supporting products; hardware, software and associated consumable items, such as inks and cutting blades.

From outdoor signage and billboards to interior decoration and furnishing, from packaging and labels to promotional gifts and apparel, Mimaki is committed to developing technology that sets new industry standards, producing machines and products that turn the imagination of our customers into breath-taking reality.

... Mimaki delivers

UJF-7151 plus delivers ...

- Precise ink drop placement at up to 1,200dpi
- 6 staggered print heads
- Large 710 x 510mm printable area
- Superior image quality control technology (MAPS & MFD)
- Direct printing on substrates up to 153mm thick
- High-end industrial construction for precision production output
- Process, White & Clear inks, plus Primer
- High speed printing – up to twice the speed of previous models


- UV LED CURING
- 710 x 510mm MAX. PRINT AREA
- MAX. MEDIA THICKNESS 153mm
- 1 LITRE INK BOTTLE SUPPLY
- USB2.0 / ETHERNET 1000 INTERFACE
- LOW POWER CONSUMPTION

UJF-7151plus



High performance and high productivity

The 710 x 510mm print bed accommodates most commonly used traditional screen print sizes, making this machine an ideal upgrade for traditional screen printers. An array of six staggered printheads increases the printing speed to approximately twice the speed of previous models and approximately 2.6 times that of competitive models. This gives the machine the capability to produce approximately 6 beds of print per hour.



Create ... Promotional items, Personalised giftware, Bespoke products, Control panels, Pens, Packaging, Small-medium format rigid signage, Instrumentation & Gauge faces, Custom components, Branded electronic device cases and covers and much more...

KEY TECHNICAL FEATURES ...

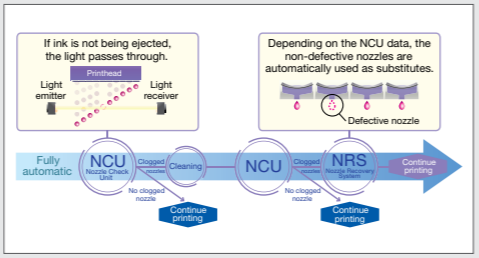
High quality industrial construction

Delivers precision output
In order to reduce printer unit vibration, the print table moves during printing instead of the Y-bar. Two ball screws are installed on both sides of the table to assist with its movement. In addition, four motor-driven legs are added beneath the table to maintain its horizontal position when the table is lifted or lowered, resulting in a more precise droplet placement and higher quality print output.



Uninterrupted printing features

Maintain high productivity levels
In the event of a nozzle malfunction not being repairable by the use of the maintenance function, printing can continue by the use of another nozzle, without any loss of productivity or a reduction in image quality.




Ink Circulation System
Located in the print head reduces ink settling and provides stable ink jetting. In addition, the system removes air bubbles, which plug the nozzle. Nozzle-cleaning frequency is thereby reduced, resulting in a more cost-effective and stable print output.

SUPERIOR IMAGE QUALITY CONTROL TECHNOLOGY ...

Mimaki Advanced Pass System (MAPS)

MAPS is Mimaki's unique anti-banding feature. To prevent banding, swath boundaries are overprinted and boundaries prone to banding are printed with fewer ink droplets.



MFD—Mimaki Fine Diffusion

Dithering is an image processing technique, which transforms image data for inkjet printing. Pattern and error-diffusion dithering may, however, generate particular image noise resulting in uneven colour printing or tone jumps, even on a high-performance printing unit.

New RasterLink 6 software*, incorporates patented* image-processing MFD, which reduces noise due to dithering through hybrid processing of pattern- and error-diffusion dithering, thereby enhancing print quality.

* MFD is available for Version 4.0 and higher
* Patent number: 5230816




Image process: Pattern dithering only. Noise is generated diagonally on solid colour printing.
Image process: MFD. Beautiful solid colour printing is delivered without noise.