




Cucharas Hormigoneras

Concrete Mixer Serie MIX



Características

Specifications



▲ Controles y reloj
Controls and clock



▲ Parada seguridad
Safety stop switch



▲ Control remoto
Remote control



▲ Enrollador eléctrico - opción
Electric cable reel - option



▲ Tubo de vaciado para encofrados
Discharging tube



▲ Sistema de vaciado inferior
Bottom discharging system



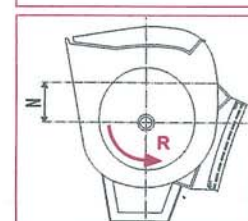
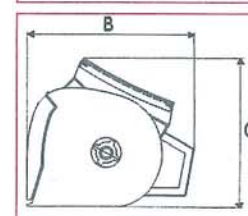
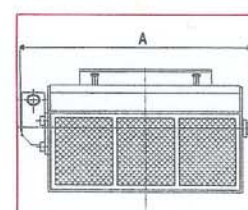
▲ Transmisión por reductor
Gearbox system



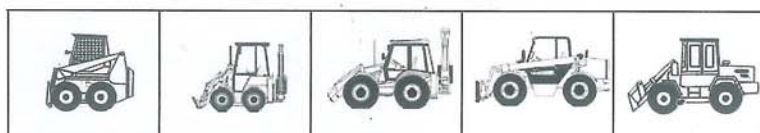
▲ Vista general
Overall view



▲ Detalle eje mezclador
Mixing shaft detail



R: Sentido rotación eje
Shaft rotation sense



▲ Sencilla y rápidamente acoplable a una gran cantidad de máquinas
Easily and quickly attached to different machines

Especificaciones Técnicas

Technical features

Modelo Model	Volumen de mezcla Mixing volume	Volumen total Total volume	Nivel N Level N	Reductor Gear reducer	Lpm	Bar	Peso Weight	A	B	C	CE
	(L)	(L)	(mm)	(N°/Nr)			(Kg)	(mm)	(mm)	(mm)	
MIX250	250-300	337	180	1	30 - 80	150 - 270	350	1220	900	830	
MIX350	350-450	650	75	1	50 - 80	160 - 270	650	1570	1080	1120	
MIX500	500-600	785	140	1	50 - 80	180 - 270	780	1840	1080	1120	
MIX750	750-900	1255	130	2	80 - 120	180 - 270	1000	2000	1300	1250	
MIX1000	1000-1200	1500	180	2	80 - 120	180 - 270	1150	2330	1300	1250	