HIGH IDENTITY BUILDINGS

overview catalogue

WELCOME TO the new way to perceive, rationalize and manage laboratories.

hiblab.com

hiblab.com

overview catalogue

WELCOME TO the new way to perceive, rationalize and manage laboratories.

hiblab.com

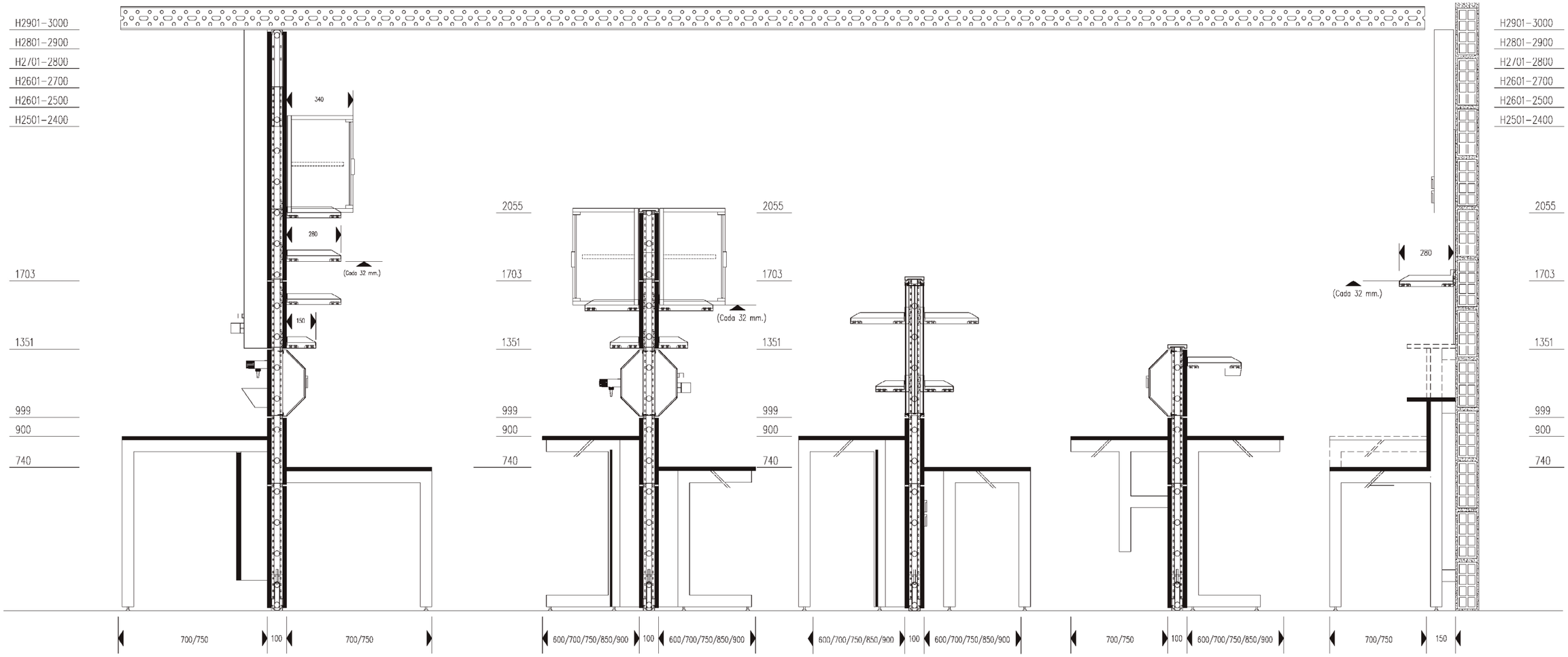
H2901–3000
H2801–2900
H2701–2800
H2601–2700
H2601–2500
H2501–2400
2055
1703
1351
999
900
740
340
280
150
(Cada 32 mm.)
700/750
100
600/700/750/850/900

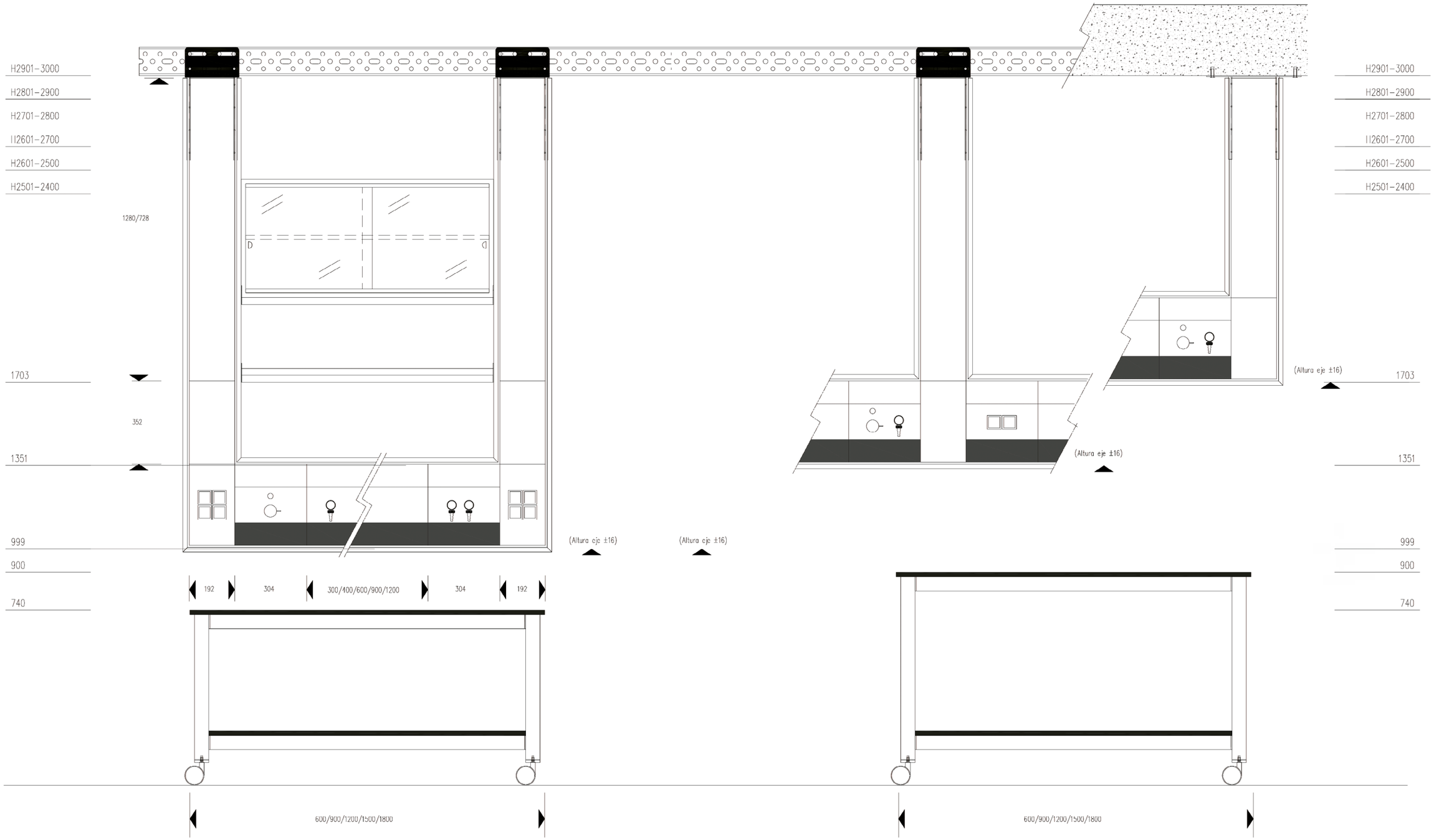
H2901–3000
H2801–2900
H2701–2800
H2601–2700
H2601–2500
H2501–2400
1280/728
1703
352
1351
999
900
740
(Altura eje ±16)
192
304
300/400/600/900/1200
304
192
600/900/1200/1500/1800

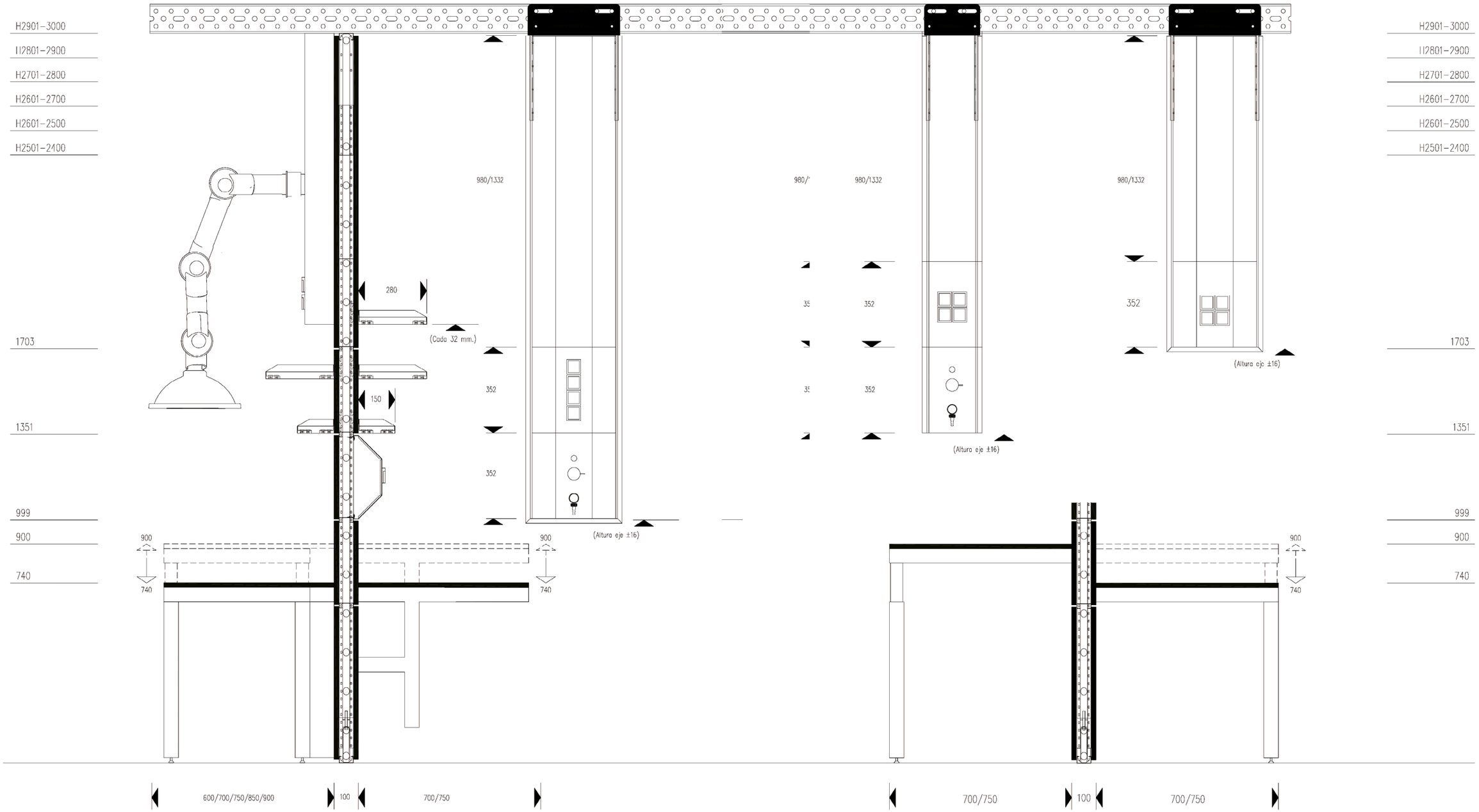
H2901-3000
H2801-2900
H2701-2800
H2601-2700
H2601-2500
H2501-2400
1703
1351
999
900
740
980/1332
280
(Cada 32 mm.)
150
352
(Altura eje ±16)
900
740
600/700/750/850/900
100
700/750

hiblab.com

HIGH IDENTITY BUILDINGS



fussion
system services

spaces for labs

HIGH IDENTITY BUILDINGS

WELCOME TO the new way to perceive, rationalize and manage laboratories.

01./ S*Line

Sistema de servicios FUSSION
FUSSION service system

Fussion ciego
Fussion blind

A= 200/300/600/700/900/1000



Fussion ciego
Fussion blind

A= 300/600/700/900/1000/1200/1300/1500/1600/1800

* Canaleta no incluida
Duct not included

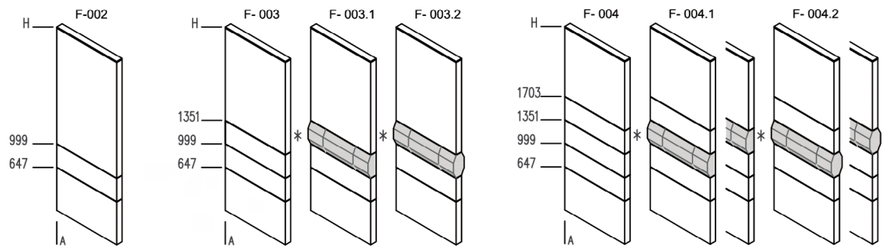

SS Fussion vidrio enmarcado
SS Fussion framed glass wall

A= 600/700/900/1000

* Canaleta no incluida
Duct not included

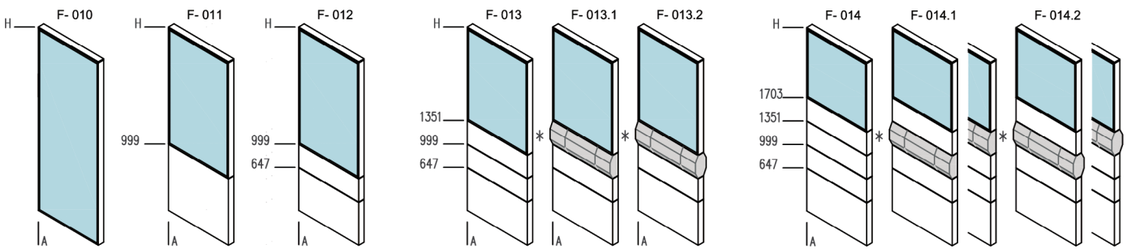

SS Fussion un vidrio continuo
SS Fussion continuous glass wall

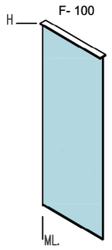

SS Fussion dos vidrios continuos
SS Fussion continuous double glass wall

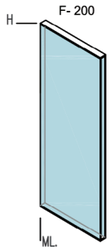

Puerta ciega (50 mm)
Blind door (50 mm)

A= 900/1000/1200/1500

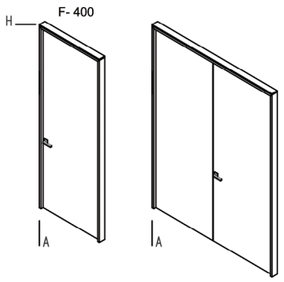

Puerta vidrio securit
Security glass doors

A= 900/1000/1200/1500

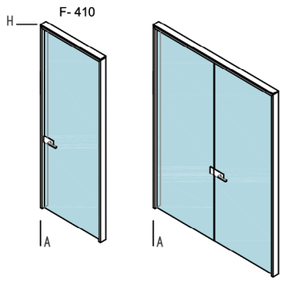

Puerta vidrio enmarcado (100 mm)
Framed glass doors (100 mm)

A= 900/1000/1500

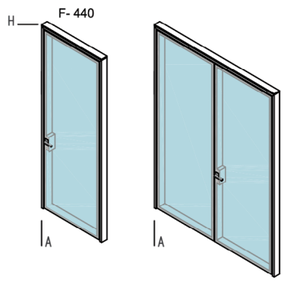

Puerta corredera ciega
Blind sliding doors

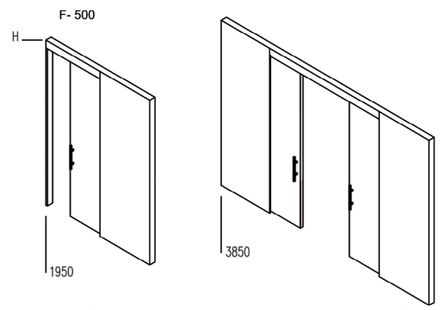

Puerta corredera securit un vidrio continuo
Securit sliding door with continuous glass

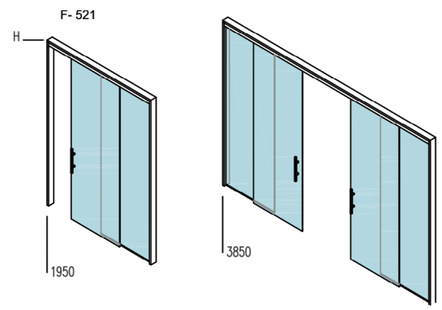

Marco Extensible. Puerta ciega (50 mm)
Extensible frame. Blind door (50mm)

F- 800 / F- 801

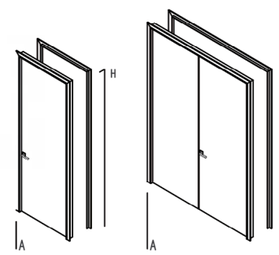

Marco Extensible. Puerta vidrio securit
Extensible frame. Securit blind door

F- 810 / F- 811

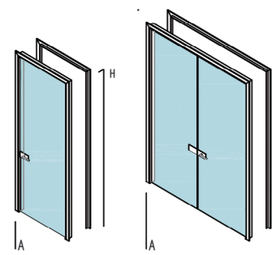

Marco Extensible. Puerta vidrio enmarcado
Extensible frame. Framed glass door

F- 840 / F- 841

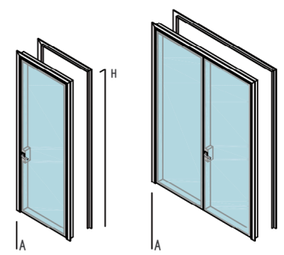

Configuración paneles Fussion
Fussion panels' configuration

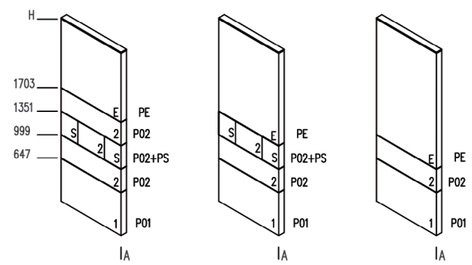

Paneles ciegos
Blind panels

A= 300/600/700/900/1000/1200/1300/1500/1600/1800

H= Según proyecto
According to project

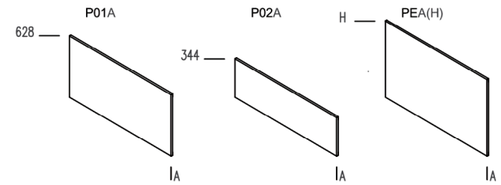

A(mm)	300	600	700	900	1000	1200	1300	1500	1600	1800
P01	P0103	P0106	P0107	P0109	P0110	P0112	P0113	P0115	P0116	P0118
P02	P0203	P0206	P0207	P0209	P0210	P0212	P0213	P0215	P0216	P0218
PE	PE03(H)	PE06(H)	PE07(H)	PE09(H)	PE10(H)	PE12(H)	PE13(H)	PE15(H)	PE16(H)	PE18(H)

Paneles servicio
Service panels

A= 299
H= 344

PS- XYZK

X: **Bases eléctricas**
Socket

Y: **Grifos**
Taps

Z: **Manorreductores**
Pressure reducer

K: **Pileta**
Sink

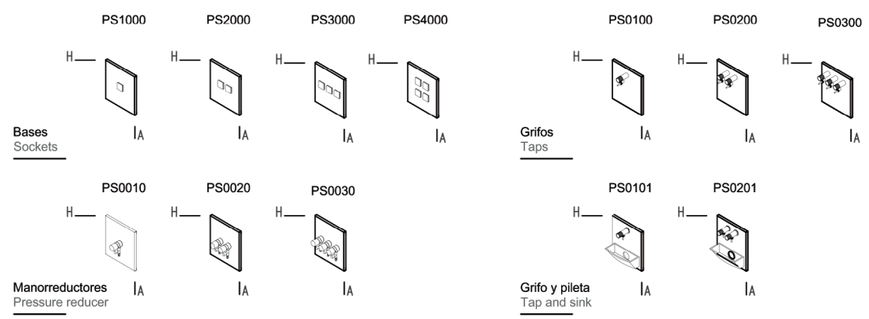

hiblab.com

HIGH IDENTITY BUILDINGS

combo
service system

WELCOME TO the new way to perceive, rationalize and manage laboratories.

HIGH IDENTITY BUILDINGS

for labs spaces

02./ S*Line

Sistema de servicios COMBO
COMBO service system

Combo H= 2055 mm
Combo H=2055 mm

A= 600/900/1000/1200/1300/1500/1600/1800

* Canaleta no incluida
Duct not included

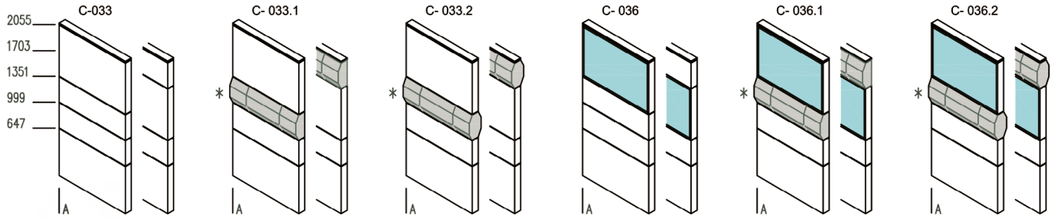

Combo H= 1703 mm
Combo H=1703 mm

A= 600/900/1000/1200/1300/1500/1600/1800

* Canaleta no incluida
Duct not included

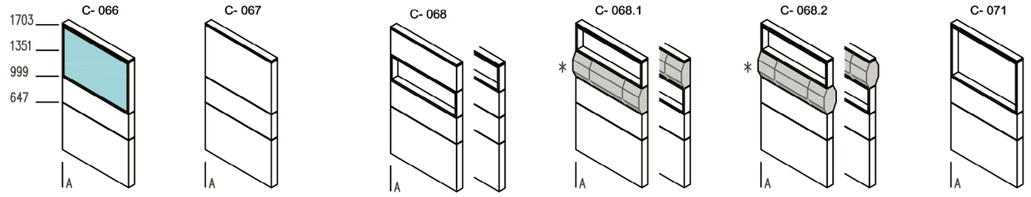

Combo H= 2055 mm
Combo H=2055 mm

A= 600/900/1000/1200/1300/1500/1600/1800

* Canaleta no incluida
Duct not included

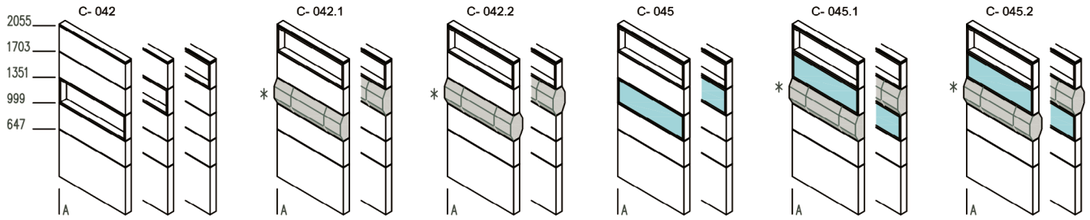

Combo H= 1351 mm
Combo H=1351 mm

A= 600/900/1000/1200/1300/1500/1600/1800

* Canaleta no incluida
Service chanel cover not included

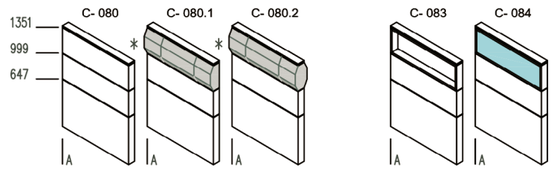

Combo H= 999 mm
Combo H=999 mm

A= 600/900/1000/1200/1300/1500/1600/1800

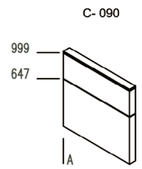

Galeria Combo H= 1357 mm
Combo Gallery H=1357 mm

A= 600/900/1000/1200/1300/1500/1600/1800

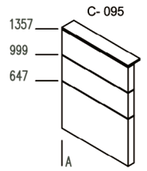

Combo H= 2055 mm
Combo H=2055 mm

A= 600/900/1000/1200/1300/1500/1600/1800

* Canaleta no incluida
Duct not included

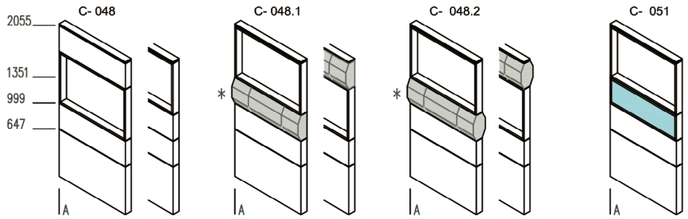

Combo H= 1703 mm
Combo H=1703 mm

A= 600/900/1000/1200/1300/1500/1600/1800

* Canaleta no incluida
Duct not included

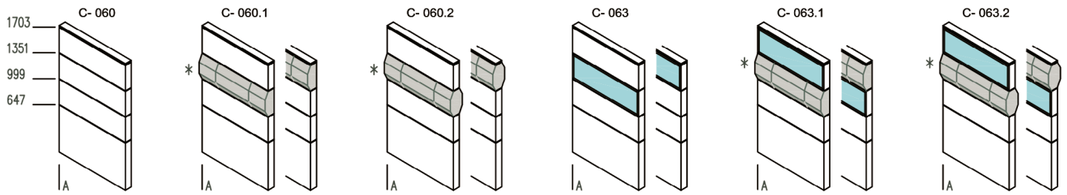

Configuración paneles Fussion
Combo panels' configuration

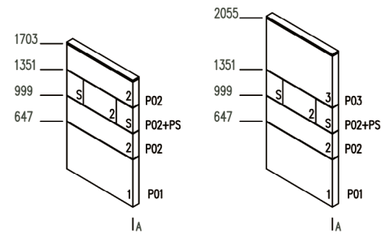

Paneles ciegos
Blind panels

A= 300/600/700/900/1000/1200/1300/1500/1600/1800

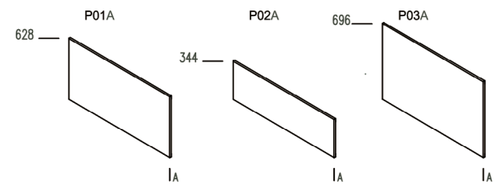

A(mm)	300	600	700	900	1000	1200	1300	1500	1600	1800
P1	P0103	P0106	P0107	P0109	P0110	P0112	P0113	P0115	P0116	P0118
P2	P0203	P0206	P0207	P0209	P0210	P0212	P0213	P0215	P0216	P0218
P3	P0301	P0306	P0307	P0309	P0310	P0312	P0313	P0315	P0316	P0318

Paneles servicio
Service panels

A= 299
H= 344

PS- XYZK

X: **Bases eléctricas**
Socket

Y: **Grifos**
Taps

Z: **Manorreductores**
Pressure reducer

K: **Pileta**
Sink

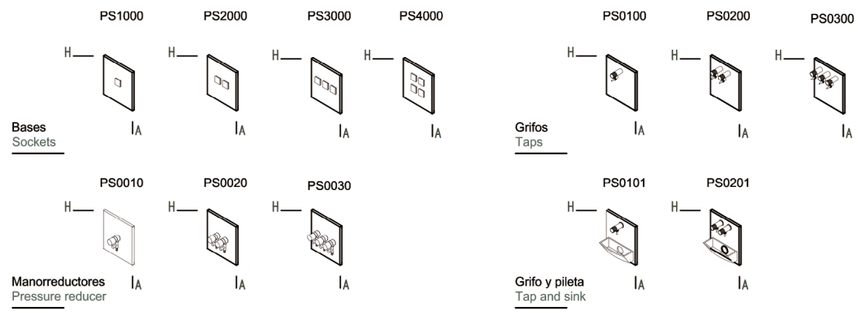

hiblab.com

HIGH IDENTITY BUILDINGS







aero

service system

WELCOME TO the new way to perceive, rationalize and manage laboratories.

HIGH IDENTITY BUILDINGS

spaces for labs

03./ S*Line

Sistema de servicio AERO
AERO service system

AERO - TUBE sin derivaciones (mural)
AERO- TUBE no derivations (wall)

AT-800

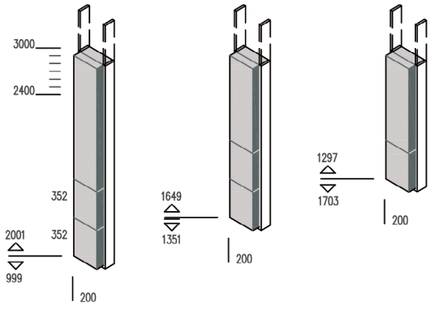

AERO - TUBE sin derivaciones (central)
AERO- TUBE no derivations (central)

AT- 801

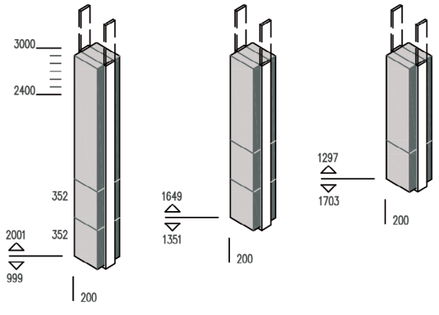

AERO - BOOM (mural)
AERO- BOOM (wall)

AB- 809

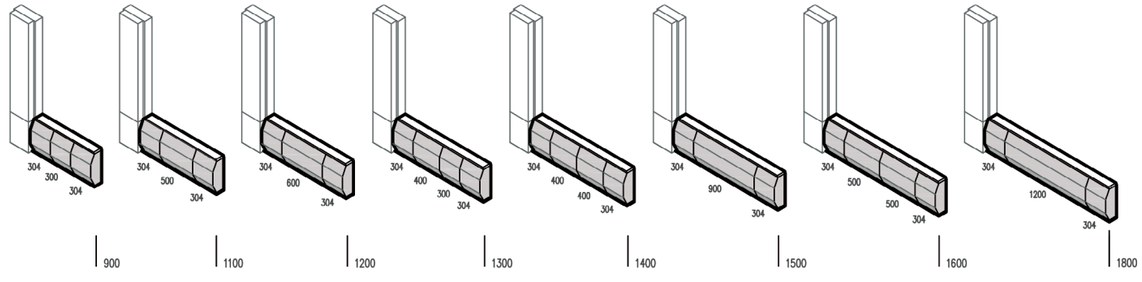

AERO - TUBE derivación a un lado (mural)
AERO- TUBE derivation to one side (wall)

AT- 802

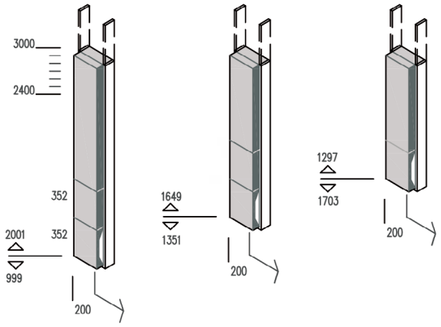

AERO - TUBE derivación a un lado (central)
AERO- TUBE derivation to one side (central)

AT- 803

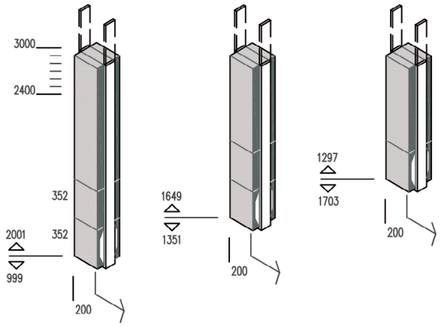

AERO - BOOM (central)
AERO- BOOM (central)

AB- 810

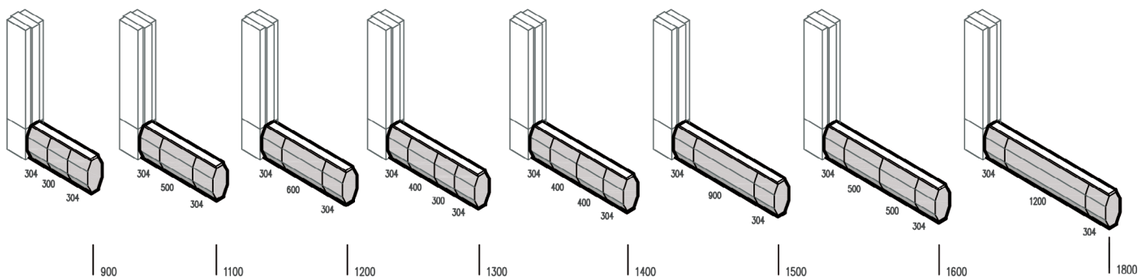

AERO - TUBE dos derivaciones (mural)
AERO- TUBE two derivations (wall)

AT- 804

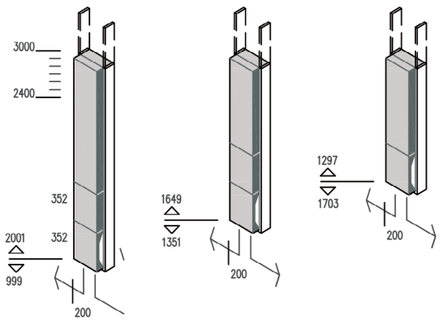

AERO - TUBE dos derivaciones (central)
AERO- TUBE two derivations (central)

AT- 805

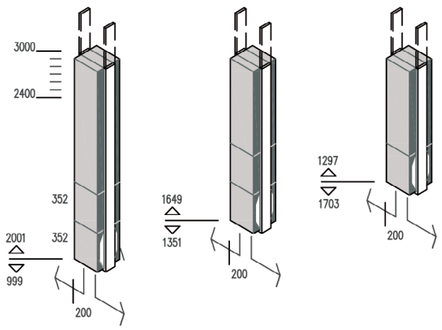

AERO - HEXACANAL (mural)
AERO- HEXACANAL(wall)

AH- 850

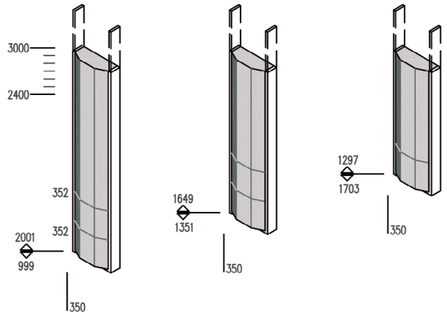

AERO - HEXACANAL (central)
AERO- HEXACANAL (central)

AH- 851

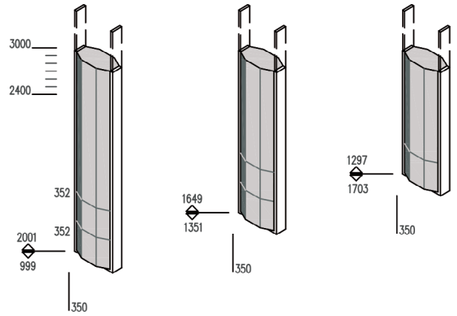

hiblab.com





wall
service system



HIGH IDENTITY BUILDINGS

HIGH IDENTITY BUILDINGS

for labs spaces

WELCOME TO the new way to perceive, rationalize and manage laboratories.

04./ S*Line

Sistemas de servicio pared
Wall service system

Accesorios SS
SS accesories

Service DROPER - Tube
Service DROPER - Tube

SD- 860

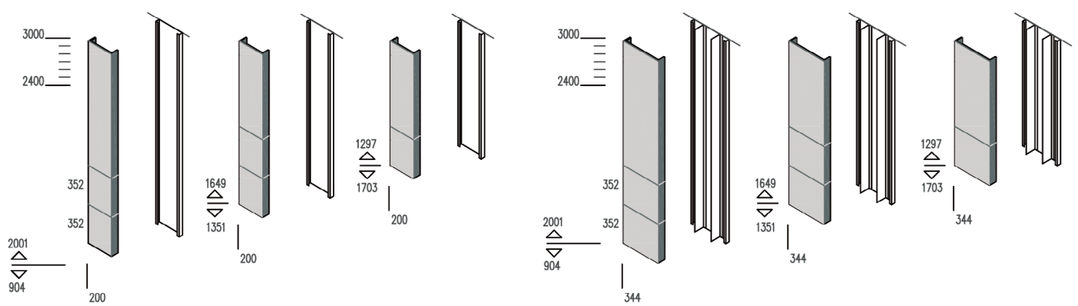

Service DROPER - Hexacanal
Service DROPER - Hexacanal

SD- 865

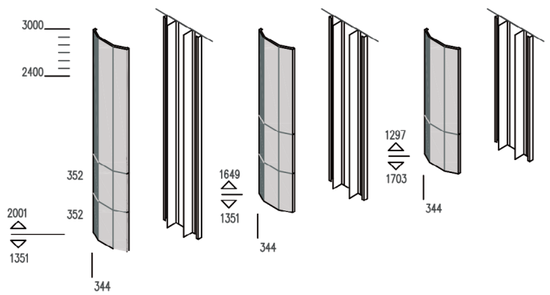

Tapas canaletas TUBE
TUBE duct covers

TC- 820 Tapa intermedia
Middle cover

TC- 821 Tapa registro
Inspection cover

TC- 822 Tapa final para servicios-estándar
Service end cover-standard

TC- 823 Tapa para servicios- hasta mesa
Service cover-bench connection

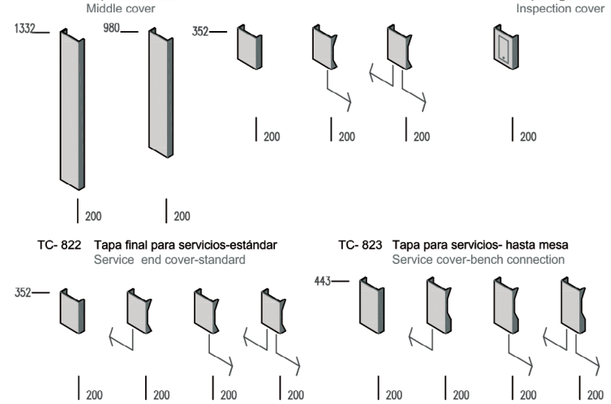

Tapas canaletas TUBE
TUBE duct covers - with services

TC- 822 & TC- 823

Bases
Sockets

Grifos
Taps

Manorreductores
Pressure reducer

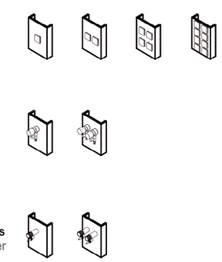

* **Otras configuraciones según proyecto**
* **Other configurations according to project**

Tapa canaletas HEXACANAL / AERO-BOOM
HEXACANAL/ AERO-BOOM duct cover

HC- 830 Tapa final
End cover

HC- 833 Tapa intermedia
Middle cover

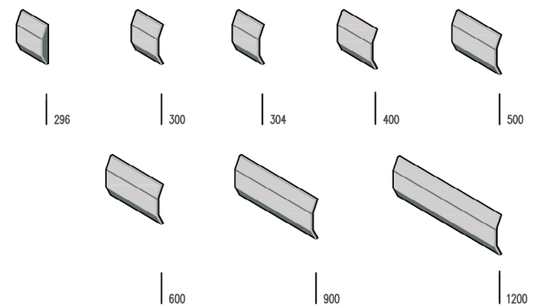

Tapa canaletas - HEX. / AERO-BOOM- para servicios
HEX./ AERO-BOOM duct cover- with services

HC- 830 & HC- 833 (300/304)

Bases
Sockets

Grifos
Taps

Manorreductores
Pressure reducer

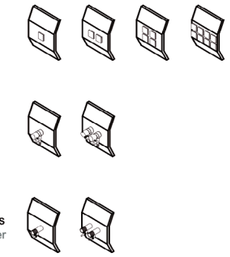

* **Otras configuraciones según proyecto**
* **Other configurations according to project**

Tabique vertical bajante canaletas
Vertical solid wall service chanel

A= 200

FS- 020.1

FS- 020.2

FS- 021.1

FS- 021.2

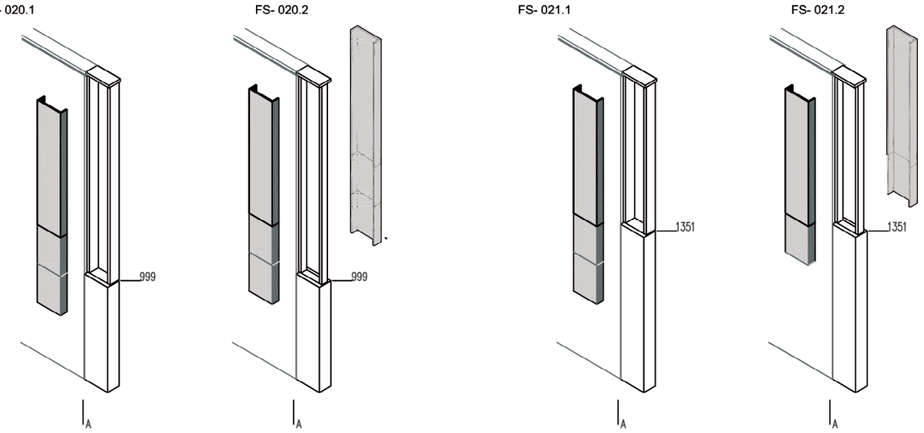

Soporte SS AERO
SS AERO support

AS-001

AS- 002

AS- 003

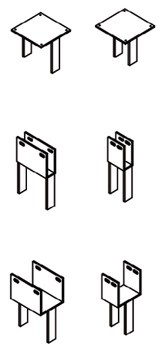

Placas de Techo
Ceiling plates

A= 250/366/732
L= 1250/1000

FC- 870

FC- 871

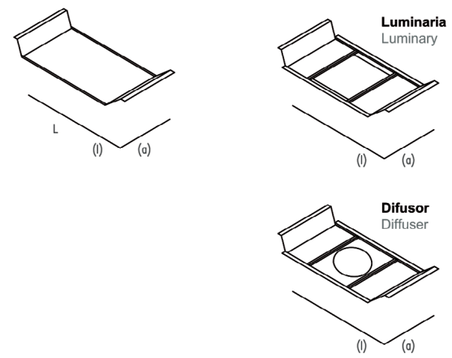

Luminaria
Luminary

Difusor
Diffuser

hiblab.com

estructuras de mesa

table structures

HIGH IDENTITY BUILDINGS

HIGH IDENTITY BUILDINGS

spaces for labs

WELCOME TO the new way to perceive, rationalize and manage laboratories.

05./ S*Line

Estructura de mesas
Table structures

Estructura mesa . Pata U
Bench structure. U frame

A= 600/900/1200/1500/1800
F= 600/750/900
H= 740/900

U(a)-h(h)-f(f)

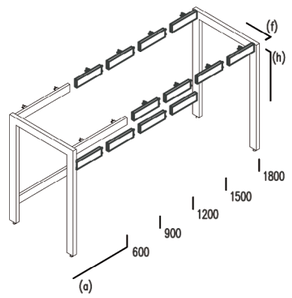

CAB-U-h(h)-f(f)

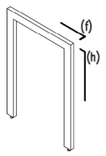

Estructura mesa. Pata C
Bench structure. C frame

A= 600/900/1200/1500/1800
F= 600/750/900
H= 740/900

C(a)-h(h)-f(f)

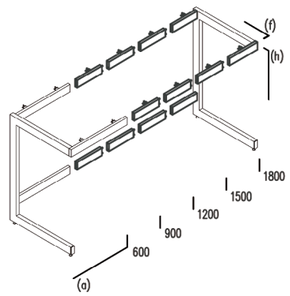

CAB-C-h(h)-f(f)

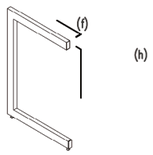

Estructura mesa esquinero
Corner bench structure

A= 600/750/900
F= 600/750/900
H= 740/900

E(a)-h(h)-f(f)

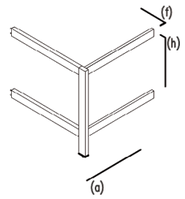

Largueros
Crossbar

A= 600/900/1200/1500/1800

L(a)

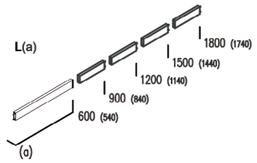

L-FRO(a)

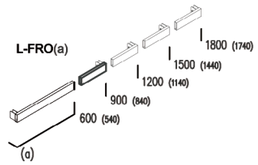

L(a)-REM

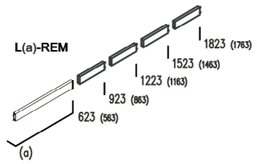

L-FRO(a)-REM

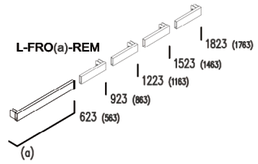

Estructura mesa móvil.
Mobile bench structure.

A= 600/900/1200/1500/1800
F= 600/750/900
H= 740/900

L(a)-h(h)-f(f)

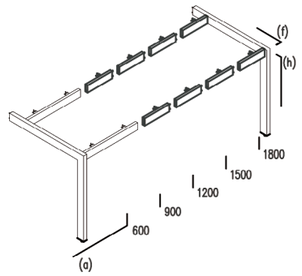

CAB-L-h(h)-f(f)

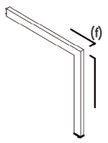

Estructura mesa. Pata L
Bench structure. L frame

A= 600/900/1200/1500/1800
F= 700/750
H= 740/900

MM(a)-h(h)-f(f)

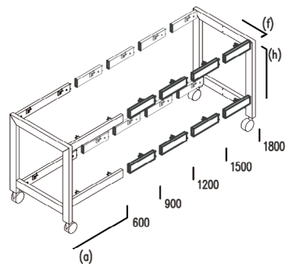

CAB-MM-h(h)-f(f)

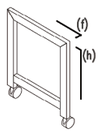

Mesa de Balanzas
Balance bench

F= 750/900

MB- 750

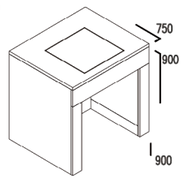

MB- 900

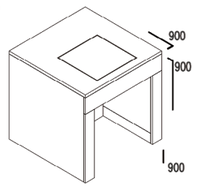

Encimeras
Table worktop

A= 600/900/1200/1500/1800
F= 600/650/700/750/850/900

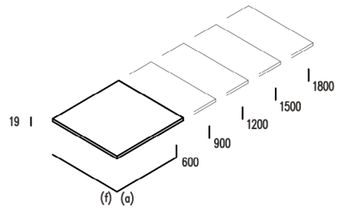

Estante mesa móvil
Mobile bench shelf

A= 560/860/1160/1460/1760
F= 588/738

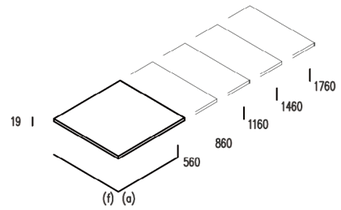

Materiales para encimeras y estantes
Worktops and shelves materials

A. Toplab +
B. Toplab base
C. Gres técnico* Stoneware*
D. PP
E. Vidrio Glass
F. Acero inoxidable* Stainless steel*
G. Melamina Melamine

* con/sin reborde
* with/without ridge

Estructura mesa regulable en altura. Pata U
Bench structure adjustable in height. Uframe.

A= 600/900/1200/1500/1800
F= 600/750/900
H= 740–900

Ureg(a)-f(f)

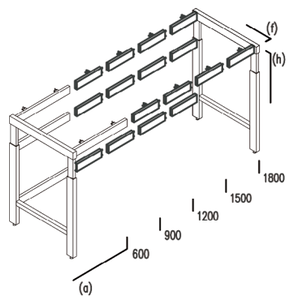

CAB-Ureg-f(f)

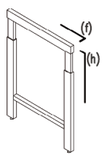

Estructura mesa regulable en altura. Mesa móvil.
Bench structure adjustable in height. Mobile bench.

A= 600/900/1200/1500/1800
F= 600/750/900
H= 740–900

MMreg-f(f)

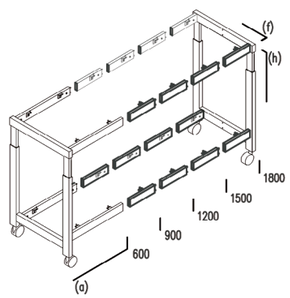

CAB-MMreg-f(f)

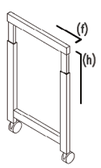

Faldón patas U y C
Service gallery panel U & C leg

A= 600/900/1200/1500/1800
H= 651/811

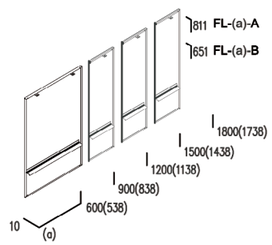

Faldón extensible
Extensible service gallery panel

A= 600/900/1200/1500/1800+300
h= 651/811

FL-(a)-EXT

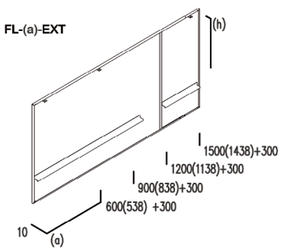

Faldón mesa regulable
Service gallery panel for height adjustable table

A= 600/900/1200/1500/1800
H= 591

FL-(a)-REG

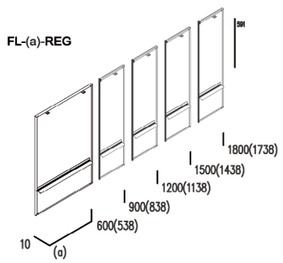

metallic **underbench** cabinets

módulos metálicos



WELCOME TO the new way to perceive, rationalize and manage laboratories.

HIGH IDENTITY BUILDINGS

hiblab.com

for labs spaces

HIGH IDENTITY BUILDINGS

06./ S*Line

Módulos metálicos
Metallic underbench cabinets

Módulos bajo mesa fijos, h=643mm
Fixed underbench cabinets

A= 450/540/600/900

MF-(a)-PD-B

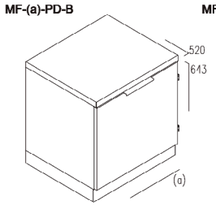

puerta derecha
right door

MF-(a)-PI-B

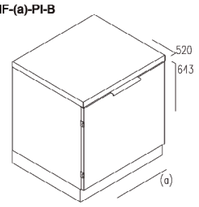

puerta izquierda
left door

MF-(a)-C-B

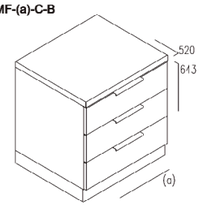

cajones
drawers

MF-(a)-CA-B

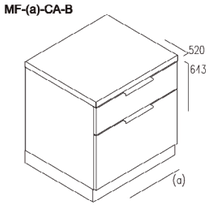

cajón-archivador
drawers-file drawer

Módulos fijos bajo mesa, h=803mm
Fixed underbench cabinets

A= 450/540/600/900

MF-(a)-PD-A

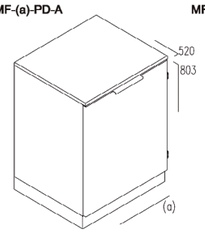

puerta derecha
right door

MF-(a)-PI-A

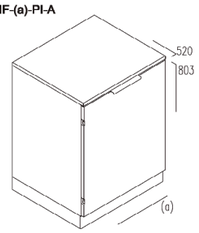

puerta izquierda
left door

MF-(a)-C-A

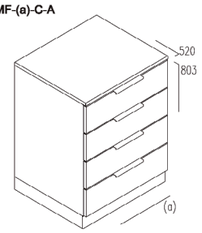

cajones
drawers

MF-(a)-PCI-A

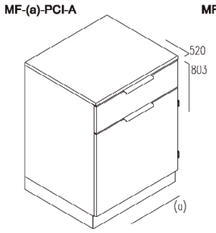

puerta derecha-cajón
right door- drawer

MF-(a)-PCD-A

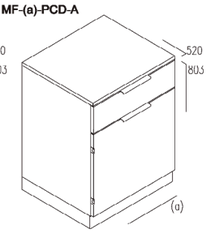

puerta izquierda-cajón
left door- drawer

Módulos de ruedas bajo mesa, h=643mm
Underbench cabinets with castors

A= 450/540/600/900

MR-(a)-PD-B

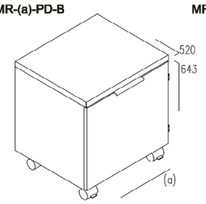

puerta derecha
right door

MR-(a)-PI-B

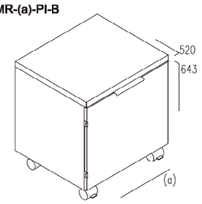

puerta izquierda
left door

MR-(a)-C-B

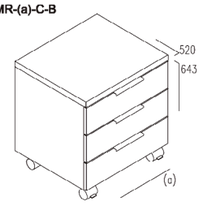

cajones
drawers

MR-(a)-CA-B

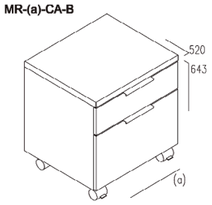

cajón-archivador
drawers-file drawer

Módulos de ruedas bajo mesa, h=803mm
Underbench cabinets with castors

A= 450/540/600/900

MR-(a)-PD-A

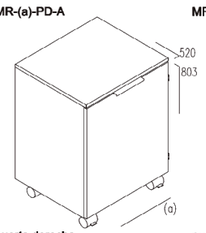

puerta derecha
right door

MR-(a)-PI-A

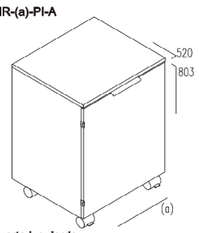

puerta izquierda
left door

MR-(a)-C-A

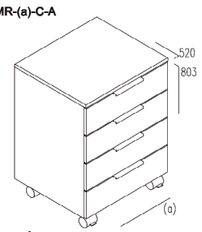

cajones
drawers

MR-(a)-PCI-A

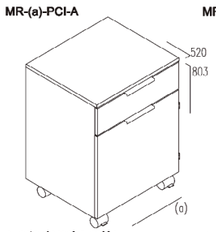

puerta derecha-cajón
right door- drawer

MR-(a)-PCD-A

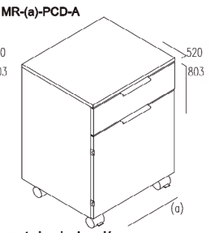

puerta izquierda-cajón
left door- drawer

Módulos estructurales, h=721mm
Structural underbench cabinets

A= 450/540/600/900

ME-(a)-PD-B

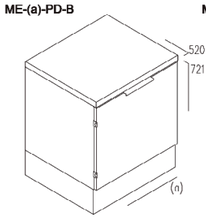

puerta derecha
right door

ME-(a)-PI-B

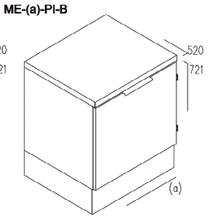

puerta izquierda
left door

ME-(a)-C-B

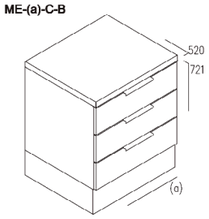

cajones
drawers

ME-(a)-CA-B

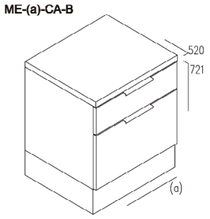

cajón-archivador
drawers-file drawer

Módulos estructurales, h=881mm
Structural underbench cabinets

A= 450/540/600/900

ME-(a)-PD-A

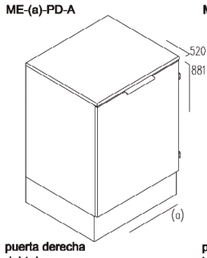

puerta derecha
right door

ME-(a)-PI-A

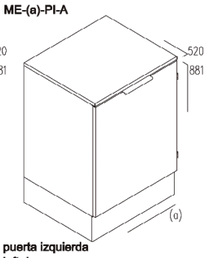

puerta izquierda
left door

ME-(a)-C-A

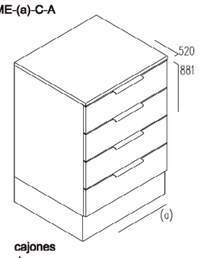

cajones
drawers

ME-(a)-PCI-A

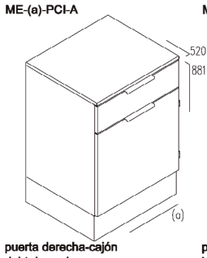

puerta derecha-cajón
right door- drawer

ME-(a)-PCD-A

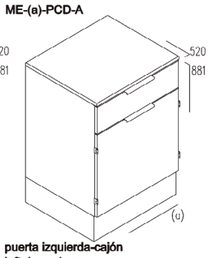

puerta izquierda-cajón
left door- drawer

Módulo fregadero mural, h=900mm
Wall sink base unit

A= 600/900/1200/1500/1800
F= 570/720

ML-(a)-F60
ML-(a)-F75

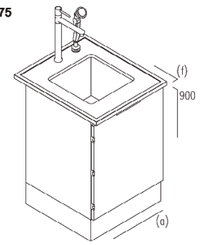

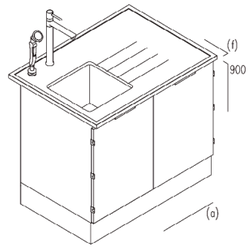

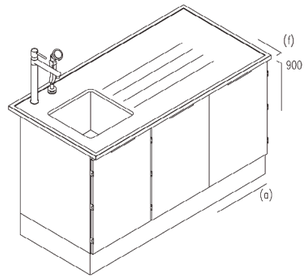

Módulo fregadero central
Central sink base unit

A= 1500/1800

ML-(a)-F65

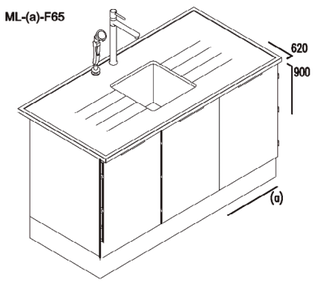

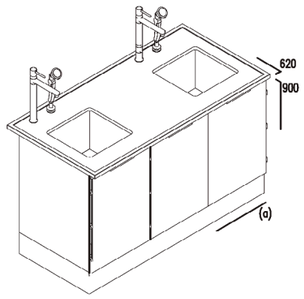

ML-(a)-SC

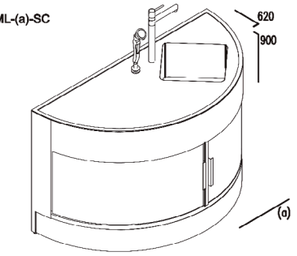

hiblab.com

almacenamiento
storage
system

WELCOME TO the new way to perceive, rationalize and manage laboratories.

07./ S*Line

Sistemas de almacenamiento
Storage system

Armarios suspendidos metálicos sin puerta
Suspended metallic cabinets without doors

A= 600/900/1200
F= 340
H= 500/710

AS-(a)-E-B

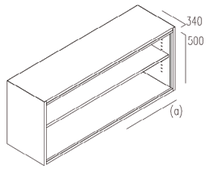

AS-(a)-E-A

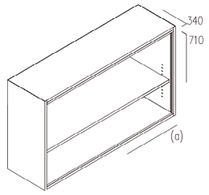

Armarios suspendidos metálicos con puerta abatible
Suspended metallic cabinets with hinged door

A= 600/900/1200
F= 340
H= 500/710

AS-(a)-PAC-B

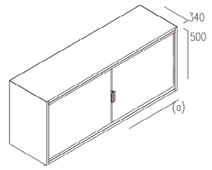

AS-(a)-PAC-A

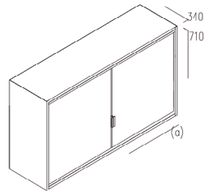

Armarios altos melamina
Melamine high cabinets

A= 450/600/900
H= 807/839/1063/1639/2055

AR- 620

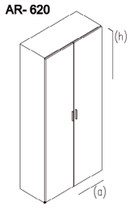

AR- 623

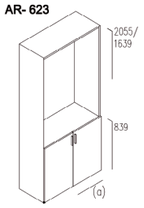

AR- 624

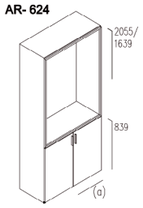

AR- 625

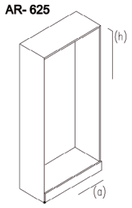

AR- 626

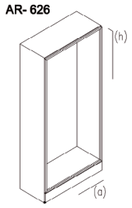

AR- 630

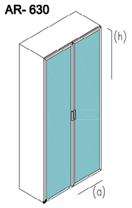

Armarios suspendidos metálicos con puerta corredera ciega
Suspended metallic cabinets with blind sliding doors

A= 600/900/1200
F= 340
H= 500/710

AS-(a)-PCC-B

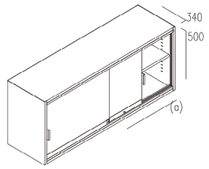

AS-(a)-PCC-A

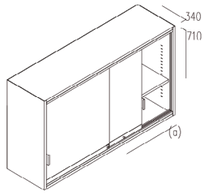

Armarios suspendidos metálicos con puerta corredera vidrio
Suspended metallic cabinets with glass sliding door

A= 600/900/1200
F= 340
H= 500/710

AS-(a)-PCV-B

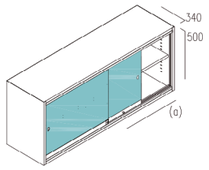

AS-(a)-PCC-A

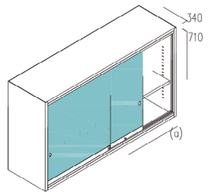

Armarios suelo-techo
Floor-ceiling cabinets

A= 450/600/900
H= Según proyecto According to project

AR- 600

AR- 610

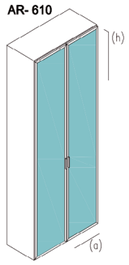

AR- 601

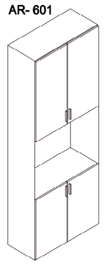

AR- 602

AR- 615

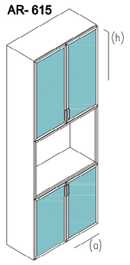

AR- 603

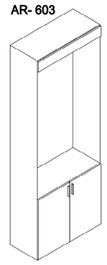

AR- 604

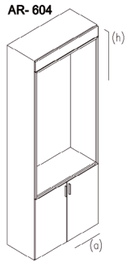

Armarios altos metálicos puerta ciega
Metallic high cabinets with blind door

A= 450/600/900/1200
H= 1050/1850

AR-(a)-F1-PAC-A/B

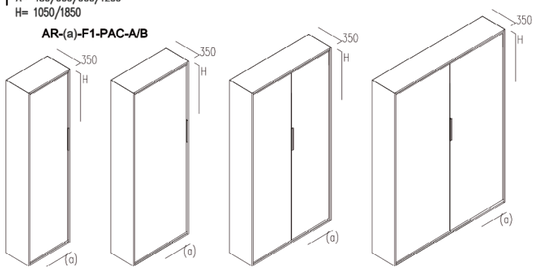

AR-(a)-F2-PAC-A/B

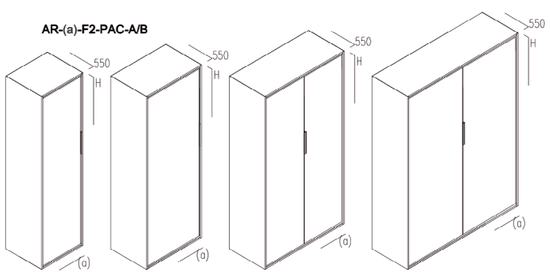

AR- 605

AR- 606

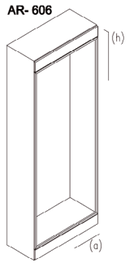

Taquillas
Lockers

A= 300/400/500
H= 1639/2055

TQ-636

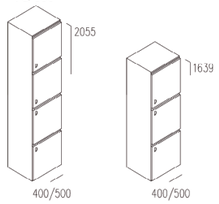

TQ-637

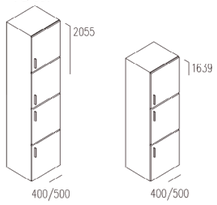

TQ-638

Armarios altos metálicos puerta vidrio
Metallic high cabinets with glass door

A= 450/600/900/1200
H= 1050/1850

AR-(a)-F1-PAV-A/B

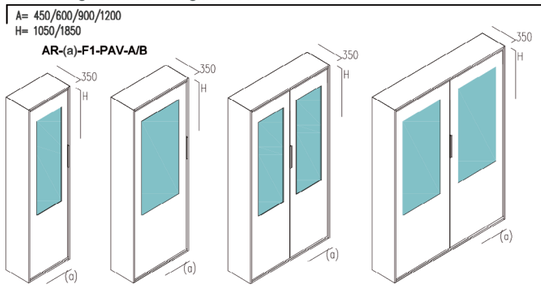

AR-(a)-F2-PAV-A/B

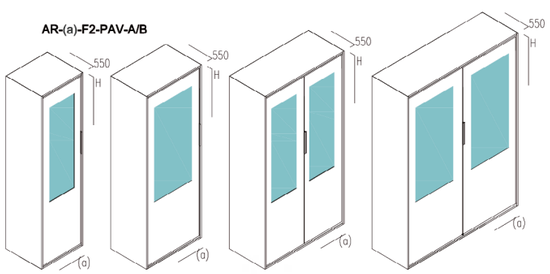

Estante metálico (pared/SS)
Metalic shelf (wall/SS)

A= 300/600/700/900/1000/1200/1300/1500/1600/1800

ES- 751

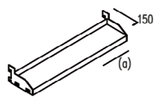

ES- 752

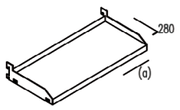

Soporte estante a pared
Wall support for shelves

ES- 760

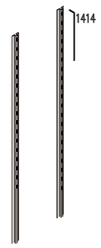

Estante melamina
Melamine shelf

A= 450/600/900

ES- 001

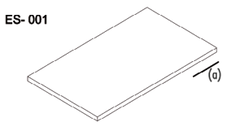

hiblab.com

HIGH IDENTITY BUILDINGS

armarios de seguridad

safety cabinets

HIGH IDENTITY BUILDINGS

spaces for labs

WELCOME TO the new way to perceive, rationalize and manage laboratories.

08./ S*Line

Armarios de seguridad
Safety cabinets

Armarios para inflamables- bajos
Safety cabinets for flammable products- low height

A= 600/900/1100/1200/1400
F= 434
H= 630/665

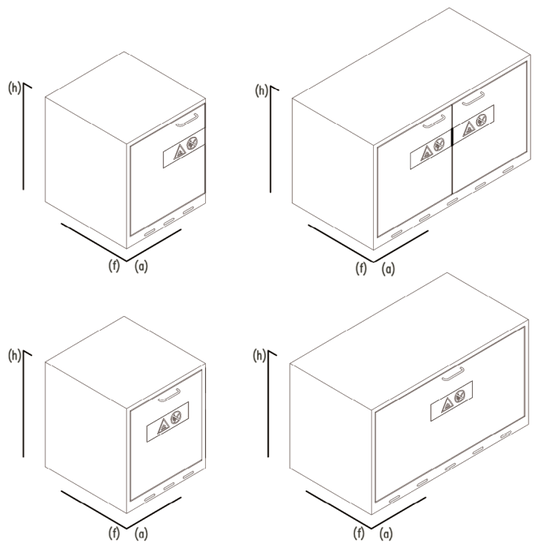

*** Instalación bajo vitrina de gases**
Installation under fume cupboard

AI-60-H1	Armario para productos inflamables altura 630 ancho 600 Safety cabinets for storing flammable products h 630, w 600
AI-90-H1	Armario para productos inflamables altura 630 ancho 900 Safety cabinets for storing flammable products h 630, w 900
AI-110-H1	Armario para productos inflamables altura 630 ancho 1100 Safety cabinets for storing flammable products h 630, w 1100
AI-120-H1	Armario para productos inflamables altura 630 ancho 1200 Safety cabinets for storing flammable products h 630, w1200
AI-140-H1	Armario para productos inflamables altura 630 ancho 1400 Safety cabinets for storing flammable products h630, w 1400

AI-60-H2	Armario para productos inflamables altura 665 ancho 600 Safety cabinets for storing flammable products h 665, w 600
AI-90-H2	Armario para productos inflamables altura 665 ancho 900 Safety cabinets for storing flammable products h 665, w 900
AI-110-H2	Armario para productos inflamables altura 665 ancho 1100 Safety cabinets for storing flammable products h 665, w 1100
AI-120-H2	Armario para productos inflamables altura 665 ancho 1200 Safety cabinets for storing flammable products h 665, w 1200
AI-140-H2	Armario para productos inflamables altura 665 ancho 1400 Safety cabinets for storing flammable products h 665, w 1400

Armarios para inflamables- altos
Safety cabinets for flammable products- high

A= 600/900/1200
F= 616
H= 1298/1968

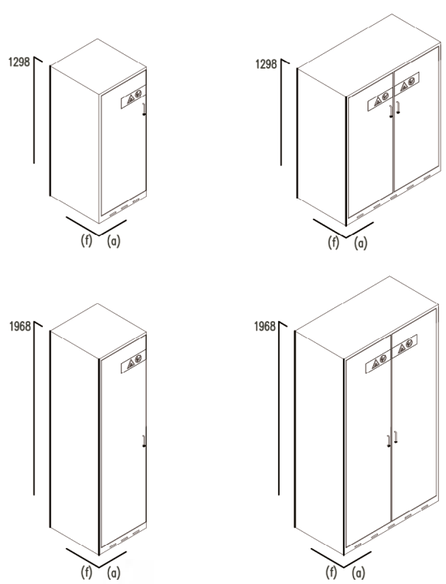

*** Instalación en pared**
Wall installation

AI-60-H3	Armario para productos inflamables altura 1298 ancho 600 Safety cabinets for storing flammable products h 1298, w 600
AI-90-H3	Armario para productos inflamables altura 1298 ancho 900 Safety cabinets for storing flammable products h 1298, w 900
AI-110-H4	Armario para productos inflamables altura 1298 ancho 1100 Safety cabinets for storing flammable products h 1298, w 1100
AI-120-H3	Armario para productos inflamables altura 1298 ancho 1200 Safety cabinets for storing flammable products h 1298, w 1200
AI-140-H3	Armario para productos inflamables altura 1298 ancho 1400 Safety cabinets for storing flammable products h 1298, w 1400

AI-60-H4	Armario para productos inflamables altura 1968 ancho 600 Safety cabinets for storing flammable products h 1968, w 600
AI-90-H4	Armario para productos inflamables altura 1968 ancho 900 Safety cabinets for storing flammable products h 1968, w 900
AI-110-H4	Armario para productos inflamables altura 1968 ancho 1100 Safety cabinets for storing flammable products h 1968, w 1100
AI-120-H4	Armario para productos inflamables altura 1968 ancho 1200 Safety cabinets for storing flammable products h1968, w 1200
AI-140-H4	Armario para productos inflamables altura 1968 ancho 1400 Safety cabinets for storing flammable products h1968, w 1400

Armarios de ácidos y bases- bajos
Cabinets for acids and alcalis-low height

A= 600/1100/1400
F= 570+45/570+90
H= 600+30

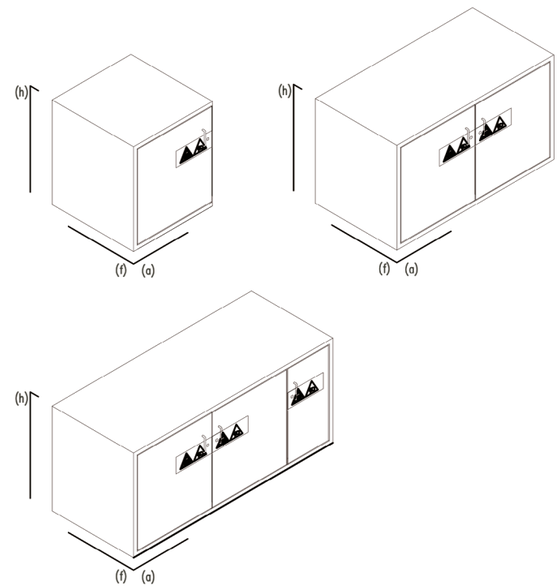

*** Instalación bajo vitrina de gases**
Installation under fume cupboard

AB-60-F1B	Armario de ácidos y bases bajo, fondo 570+45 ancho 600 Low cabinets for acids and alcalis, d 570+45 w 600
AB-110-F1B	Armario de ácidos y bases bajo, fondo 570+45 ancho 1100 Low cabinets for acids and alcalis, d 570+45 w 1100
AB-140-F1B	Armario de ácidos y bases bajo, fondo 570+45 ancho 1400 Low cabinets for acids and alcalis, d 570+45 w 1400

AB-60-F2B	Armario de ácidos y bases bajo, fondo 570+92 ancho 600 Low cabinets for acids and alcalis, d 570+90 w 600
AB-110-F2B	Armario de ácidos y bases bajo, fondo 570+90 ancho 1100 Low cabinets for acids and alcalis, d 570+90 w 1100
AB-140-F2B	Armario de ácidos y bases bajo, fondo 570+90 ancho 1400 Low cabinets for acids and alcalis, d 570+90 w 1400

Armarios de ácidos y bases-altos
Cabinets for acids and alcalis-high

A= 600/1200
F= 605
H= 1970

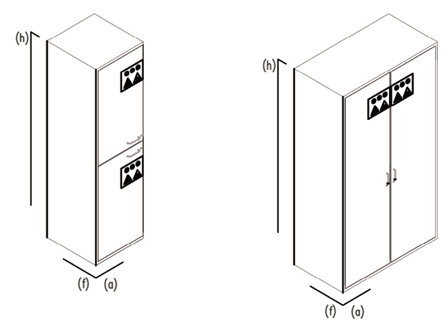

*** Instalación en pared**
Wall installation

AB-60-A	Armario de ácidos y bases alto, ancho 600 High cabinets for acids and alcalis, w 600
AB-120-A	Armario de ácidos y bases alto, ancho 1200 High cabinets for acids and alcalis, w 1200

hiblab.com



fume cupboards

vitrinas de gases

WELCOME TO the new way to perceive, rationalize and manage laboratories.

HIGH IDENTITY BUILDINGS

spaces for labs

09./ S*Line

Vitrinas de gases
Fume cupboards

Vitrina de gases S HOOD
S HOOD Fume cupboard

A= 1200/1500/1800/2100/2400
H= 2414/2691

SH

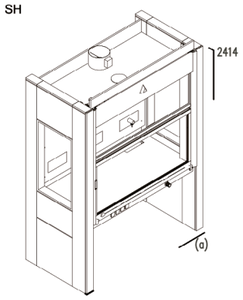

SHL

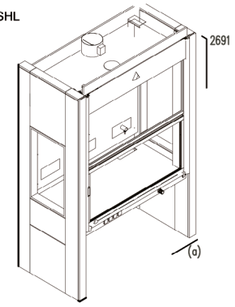

Vitrina de gases S HOOD-Acceso directo
S HOOD Fume cupboard- Walk-in

A= 1200/1500/1800/2100/2400
H= 2414/2691

SHW

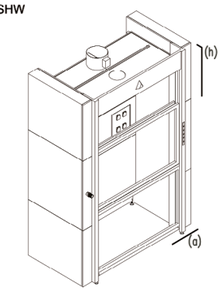

Vitrina de gases SLIM
SLIM Fume cupboard

A= 1200/1500/1800/2100/2400
H= 2414/2691

SL

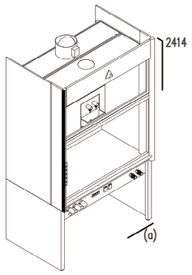

SLL

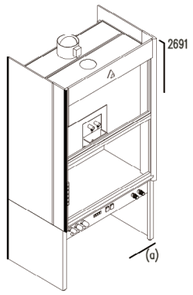

SHOOD (SH)				SLIM (SL)	
USO GENERAL GENERAL USE					
ALTAS HIGH	BAJAS LOW	ACCESO DIRECTO ALTAS WALK-IN HIGH	ACCESO DIRECTO BAJAS WALK-IN LOW	ALTAS HIGH	BAJAS LOW
SH12	SHL12	SHW12	SHWL12	SL12	SLL12
SH15	SHL15	SHW15	SHWL15	SL15	SLL15
SH18	SHL18	SHW18	SHWL18	SL18	SLL18
SH21	SHL21	SHW21	SHWL21	SL21	SLL21
SH24	SHL24	SHW24	SHWL24	SL24	SLL24
USO GENERAL DE BAJO CAUDAL(ACTIVE AIR) GENERAL USE FOR LOW AIR FLOW (ACTIVE AIR)					
ALTAS HIGH	BAJAS LOW	ACCESO DIRECTO ALTAS WALK-IN HIGH	ACCESO DIRECTO BAJAS WALK-IN LOW	ALTAS HIGH	BAJAS LOW
SHAA12	SHAAL12			SLAA12	SLAAL12
SHAA15	SHAAL15			SLAA15	SLAAL15
SHAA18	SHAAL18			SLAA18	SLAAL18
SHAA21	SHAAL21			SLAA21	SLAAL21
SHAA24	SHAAL24			SLAA24	SLAAL24
ÁCIDOS CONCENTRADOS CONCENTRATED ACIDS					
ALTAS HIGH	BAJAS LOW	ACCESO DIRECTO ALTAS WALK-IN HIGH	ACCESO DIRECTO BAJAS WALK-IN LOW	ALTAS HIGH	BAJAS LOW
SHAC12	SHACL12			SLAC12	SLACL12
SHAC15	SHACL15			SLAC15	SLACL15
SHAC18	SHACL18			SLAC18	SLACL18
SHAC21	SHACL21			SLAC21	SLACL21
SHAC24	SHACL24			SLAC24	SLACL24

SHOOD (SH)				SLIM (SL)	
ÁCIDO FLUORHÍDRICO HYDROFLUORIC ACIDS					
ALTAS HIGH	BAJAS LOW	ACCESO DIRECTO ALTAS WALK-IN HIGH	ACCESO DIRECTO BAJAS WALK-IN LOW	ALTAS HIGH	BAJAS LOW
SHF12	SHFL12	SHFW12	SHFWL12	SLF12	SLFL12
SHF15	SHFL15	SHFW15	SHFWL15	SLF15	SLFL15
SHF18	SHFL18	SHFW18	SHFWL18	SLF18	SLFL18
SHF21	SHFL21	SHFW21	SHFWL21	SLF21	SLFL21
SHF24	SHFL24	SHFW24	SHFWL24	SLF24	SLFL24
DISOLVENTES SOLVENTS					
ALTAS HIGH	BAJAS LOW	ACCESO DIRECTO ALTAS WALK-IN HIGH	ACCESO DIRECTO BAJAS WALK-IN LOW	ALTAS HIGH	BAJAS LOW
				SLD12	SLDL12
				SLD15	SLDL15
				SLD18	SLDL18
				SLD21	SLDL21
				SLD24	SLDL24
RADIOISÓTOPOS RADIOISOTOPES					
ALTAS HIGH	BAJAS LOW	ACCESO DIRECTO ALTAS WALK-IN HIGH	ACCESO DIRECTO BAJAS WALK-IN LOW	ALTAS HIGH	BAJAS LOW
				SLR12	SLRL12
				SLR15	SLRL15
				SLR18	SLRL18
				SLR21	SLRL21
				SLR24	SLRL24

Accesorios vitrina
Fume cupboard accesories

Control
Control

VA-S1	S1-Control estándar vitrina EN14175 S1- Fume cupboard standard control	VA-S1-C	Control S1	S1 control
		VA-S1-A	Alojamiento S1	S1 acommodation
VA-S2	S2-Control VAV vitrina EN 14175 sin válvula S2- Fume cupboard VAV control without valve	VA-S2-C	Control S2	S2 control
		VA-S2-S3-A	Alojamiento S2/S3	S2/S3 acommodation
VA-S3	S3-Control VAV vitrina EN14175 con válvula S3- Fume cupboard VAV control with valve	VA-S3-C	Control S3	S3 control
		VA-S2-S3-A	Alojamiento S2/S3	S2/S3 acommodation
VA-T1	T1- Control estándar vitrina EN14175 T1- Fume cupboard standard control	VA-T1-C	Control T1	T1 control
		VA-T1-T2-A	Alojamiento T1/T2	T1/T2 acommodation
VA-T2	T2- Control VAV vitrina EN14175 con válvula T2- Fume cupboard VAV control with valve	VA-T2-C	Control T2	T2 control
		VA-T1-T2-A	Alojamiento T1/T2	T1/T2 acommodation

VA-S1

Válvula S3



VA-S2/S3

*** Opcional S2/S3.**
Mando subida y bajada
Up and down buttons
Ver Ref. VA-GUI-UD

Panel servicios interno
Service internal panel

PSV- ABCD

	Servicios / Fittings	Ud
A	Tomas Sockets	1 2 3 4 5 6
B	Grifos Taps	1 2 3 4 5 6
C	Manorreductor Pressure reducer	1 2 3 4 5 6
D	Pileta Sink cup	1

Panel frontal
Front panel

PFV- ABCDE

	Servicios / Fittings	Ud.**
A	Interruptor toma interior Switch for inner socket	1 2 3 4 5 6
B	Grifos Taps	1 2 3 4 5 6
C	Manorreductor Pressure reducer	1 2 3 4 5 6
D	Manorreductor regulador caudal Pressure reducer flow control	1 2 3 4 5 6
E	Toma exterior Socket	1 2 3 4 5 6 7 8

PSV-2000	2 tomas 2 sockets
PSV-4000	3 tomas 3 sockets
PSV-8000	6 tomas 6 sockets
PSV-0010	1 manorreductor 1 pressure reducer
PSV-0020	2 manorreductores 2 pressure reducer
PSV-0030	3 manorreductores 3 pressure reducer
PSV-0040	4 manorreductores 4 pressure reducer
PSV-0060	6 manorreductores 6 pressure reducer
PSV-0101	1 grifo y pileta 1 tap and sink
PSV-0201	2 grifos y pileta 2 taps and sink
PSV-2010	2 tomas y 1 manorreductor 2 sockets & 1 pressure reducer
PSV-2020	2 tomas y 2 manorreductores 2 sockets & 2 pressure reducer
PSV-2030	2 tomas y 3 manorreductores 2 sockets & 3 pressure reducer
PSV-4010	3 tomas y 1 manorreductor 3 sockets & 1 pressure reducer
PSV-4020	3 tomas y 2 manorreductores 3 sockets & 2 pressure reducer
PSV-4030	3 tomas y 3 manorreductores 3 sockets & 3 pressure reducer
PSV-0111	1 grifo, pileta y 1 manorreductor 1 tap, sink & 1 pressure reducer
PSV-0121	1 grifo, pileta y 2 manorreductor 1 tap, sink & 2 pressure reducer
PSV-0221	2 grifo, pileta y 2 manorreductor 2 tap, sink & 2 pressure reducer

**** Nº máx. de servicios en panel frontal:**
**** Max. quantity of fittings in front panel:**

Panel A1200: 12 elementos fittings
Panel A1500: 15 elementos fittings
Panel A1800: 18 elementos fittings

PFV-21000	2 tomas, 1 grifo 2 inner sockets, 1 tap
PFV-31000	3 tomas, 1 grifo 3 inner sockets, 1 tap
PFV-22000	2 tomas, 2 grifo 2 inner sockets, 2 taps
PFV-32000	3 tomas, 2 grifo 3 inner sockets, 2 taps
PFV-21100	2 tomas, 1 grifo, 1 manorreductor 2 inner sockets, 1 tap, 1 pressure red.
PFV-21200	2 tomas, 1 grifo, 2 manorreductor 2 inner sockets, 1 tap, 2 pressure red.
PFV-22100	2 tomas, 2 grifo, 1 manorreductor 2 inner sockets, 2 tap, 1 pressure red.
PFV-22200	2 tomas, 2 grifo, 2 manorreductor 2 inner sockets, 2 tap, 2 pressure red.
PFV-21010	2 tomas, 1 grifo, 1 manor. regulador 2 inner sockets, 1 tap, 1 p.r flow control
PFV-21020	2 tomas, 1 grifo, 2 manor. regulador 2 inner sockets, 1 tap, 2 p.r flow control
PFV-22010	2 tomas, 2 grifo, 1 manor. regulador 2 inner sockets, 2 tap, 1 p.r flow control
PFV-22020	2 tomas, 2 grifo, 2 manor. regulador 2 inner sockets, 2 tap, 2 p.r flow control
PFV-01204	1 grifo y pileta, 2manor., 4 toma exter. 1 tap, sink cup, 2 p.r. , 4 sockets
PFV-02204	2 grifo, 2 manorreductor, 4 toma exter. 2 sockets,2 pressure reducer,4 socket
PFV-02206	2 grifo, 2 manorreductor, 6 toma exter. 2 sockets,2 pressure reducer,6socket
PFV-02208	2 grifo, 2 manorreductor, 8 toma exter. 2 sockets,2 pressure reducer,8socket

Lateral vidrio para vitrina SHOOD
SHOOD fume cupboard glass lateral

VA-LVA	Lateral vitrina alto vidrio Fume cupboard lateral high glass
VA-LVB	Lateral vitrina bajo vidrio Fume cupboard lateral low glass

Instalaciones
Installations

VA-ME	Motor extracción 0,37Kw y 1200 m3/h. Draw engine 0,37Kw and 1200 m3/h.
VA-VF	Variador frecuencia 0,37 Kw, 230V Monofásico Frequency speed driver 0.37Kw. 230V Monopashic
VA-TE	Conducto de extracción trasero para armarios ventilados Back exhaust duct for cabinets
VA-IN	Interruptor para toma corriente en el interior Switch for inner socket
VA-MP	Accionamiento marcha-paro para armario bajo vitrina On/off switch for under fume cupboard cabinet

Pileta
Sink cup

VA-PIL-GR-E	Pileta gres con reborde perimetral sobre encimera Stoneware sink cup with perimeter edge
VA-PIL-GR-P	Pileta PP sobre encimera PP sink cup on workbench
VA-PIL-PP-E	Pileta PP sobre encimera PP sink cup on workbench
VA-PIL-PP-P	Pileta PP sobre panel PP sink cup panel mounted

Guillotina
Sash

VA-GUI-ST	Guillotina motorizada con detector de presencia Sash drive with presence detector
VA-GUI-UD	Gui.motorizada,detector de presencia y mano subida y bajada Sash drive with presence detector & up/down buttons

Recogida y dispensación de disolventes
Waste disposal and solvent dispension systems

VA-S-RR	Sistema de recogida de residuos con pileta Waste disposal system with sink cup
VA-S-DD	Sistema de dispensación de disolventes Solvent dispension system

hiblab.com







complements

complementos

WELCOME TO the new way to perceive, rationalize and manage laboratories.

HIGH IDENTITY BUILDINGS

for labs spaces

10./ S*Line

Complementos
Accesories

Duchas
Emergency shower

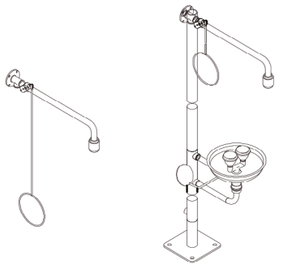

* S. Montaje sobre suelo	Floor assembling
M. Montaje mural	Wall assembling
P. Montaje sobre puerta	Door assembling
T. Montaje techo	Ceiling assembling
* 10. Ducha con lavaojos y pileta acero inoxidable	Emergency shower with eyewash and stainless steel sink
* 01. Alimentación vista	Superficial framed source
02. Alimentación empotrada	Framed feeding source

DE-S01	Ducha de emergencia mástil Mast emergency shower
DE-S10	Ducha de emergencia mástil con lavaojos, 2 rociadores y pileta ac.inox. Mast emergency shower, eyewash, 2 sprayers and inox steel basin
DE-M01	Montaje mural alimentación vista Body emergency shower, wall assembling, superficial feeding source
DE-M02	Montaje mural alimentación empotrada Body emergency shower, wall assembling, framed feeding source
DE-T01	Ducha corporal de emergencia, montaje techo alimentación vista Body emergency shower, ceiling assembled, superficial framed source
DE-T02	Ducha corporal de emergencia, montaje techo alimentación empotrada Body emergency shower, ceiling assembled, framed feeding source
DE-P01	Ducha corporal de emergencia, montaje sobre puerta alimentación vista Body emergency shower, on door assembling, superficial feeding source

Brazos articulados de extracción
Snorkles

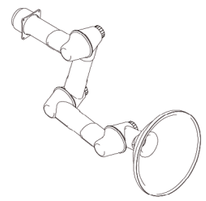

EXBR-E01	De mesa, de ø75mm y 1500mm de longitud ø75mm and 1500mm long workbench articulable extraction arm
EX-BR-E02	Antiestático,de mesa, de ø75mm y 1500mm de longitud. ø75mm and 1500mm long, antistatic, for workbench
EX-BR-P01	De pared, de ø75mm y 1500mm de longitud ø75mm and 1500mm long wall articulable extraction arm
EX-BR-P02	Antiestático,de pared, de ø75mm y 1500mm de longitud. ø75mm and 1500mm long, antistatic, for wall
EX-BR-T01	De techo, de ø75mm y 1500mm de longitud ø75mm and 1500mm long ceiling articulable extraction arm
EX-BR-T02	Antiestático,de techo, de ø75mm y 1500mm de longitud. ø75mm and 1500mm long, antistatic, for ceiling

Campanas para equipos de absorción atómica
Exhaust hood for atomic absorption equipment

EX-CA-AT



Lavaojos
Eyewash

* E. Montaje encimera	Worktop assembling		
M. Montaje mural	Wall assembling		
U. Soporte universal	All use support		
* 10. 1 rociador recto	1 straight sprayer	11. 1 rociador 45º	1 45º sprayer
20. 2 rociadores rectos	2 straight sprayers	21. 2 rociadores 45º	2 45º sprayers

LO-E10	Lavaojos 1 rociador recto, montaje sobre encimera Eyewash, 1 straight sprayer, assembling on workbench
LO-U10	Lavaojos 1 rociador recto, soporte universal, montaje mesa/mural Eyewash, 1 straight sprayer, all use support, workbench or wall
LO-E21	Lavaojos 2 rociadores a 45º, montaje encimera Eyewash, 2 45º sprayer, assembling on worktop
LO-U11	Lavaojos 1 rociador a 45º,soporte uinversal, montaje mesa/mural Eyewash, 2 45º sprayer, all use support,for workbench/wall
LO-M20	Lavaojos 2 rociadores rectos, pileta inox., montaje mural Eyewash 2 straight sprayers. Inox basin, wall assembling

Antisalpicaduras
Spillage protection panel

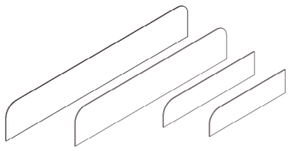

SP153	Antisalpicaduras vidrio 1500x300 Central glass splashproof device, 1500x300mm
SP183	Antisalpicaduras vidrio 1800x300 Central glass splashproof device, 1800x300mm
SP752	Antisalpicaduras vidrio 750x200 Central glass splashproof device, 750x200mm

Campanas de extracción trapezoidal
Trapezoidal exhaust hood

A= 600/900/ 1200/ 1500

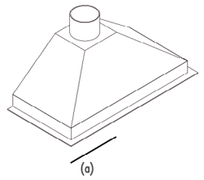

* PP	PP
Acero inoxidable	Inox

EX-CA-AI09	Acero inox de 2mm de espesor, de 900mm 900mm wide and 2mm thick inox fume hood
EX-CA-AI12	Acero inox de 2mm de espesor, de 1200mm 1200mm wide and 2mm thick inox fume hood
EX-CA-AI15	Acero inox de 2mm de espesor, de 1500mm 1500mm wide and 2mm thick inox fume hood
EX-CA-PP09	Polipropileno de 10mm de espesor, de 900mm 900mm and 10mm thick polypropilene fume hood
EX-CA-PP12	Polipropileno de 10mm de espesor, de 1200mm 1200mm and 10mm thick polypropilene fume hood
EX-CA-PP15	Polipropileno de 10mm de espesor, de 1500mm 1500mm and 10mm thick polypropilene fume hood

Campanas de extracción de pared
Wall exhaust hood

A= 1090/ 1585/ 2080/ 2575

EX-CA-E

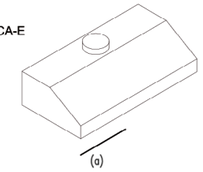

Grifería
Taps

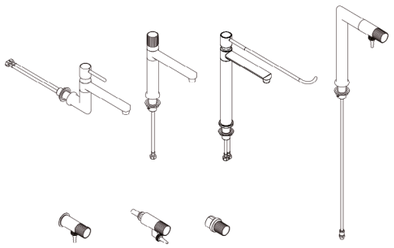

MN-001-XX	Manorreductor para vitrina, con regulador Pressure reducer for fume cupboard, with reducer regulable gauge
MN-002-XX	Manorreductor para vitrina, sin regulador Pressure reducer for fume cupboard
MN-003-XX	Manorreductor para montaje mural Pressure reducer, wall assembling
MN-004-XX	Manorreductor para montaje panel Pressure reducer, panel assembling
MN-005-XX	Manorreductor para montaje sobre mesa Pressure reducer, on worktop

GR-001-XX	Grifo escuadra mesa Tap on workbench
GR-002-XX	Grifo escuadra mural Tap on wall
GR-003-XX	Mando Control
GR-004-XX	Salida escuadra vitrina Fume cupboard output display

* XX: AG, VC, AC, N2, AR, O2, ACET, CO2, O.

Cabina flujo laminar
Laminar flow cabinet

A= 800/ 1200/ 1300/ 1500/ 1600/ 1800/ 1900

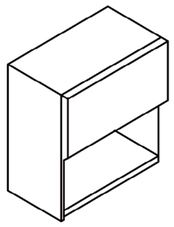

CF-V-107	CFL vertical, mod. MINI V/PCR, 0,7m
CF-V-108	CFL vertical, mod. PV 100, 0,8m
CF-V-112	CFL vertical, mod. AV 100, 1,2m
CF-V-115	CFL vertical, mod. BV 100, 1,5m
CF-V-118	CFL vertical, mod. CV 100, 1,8m

CF-V-208	CFL vertical con contención, mod. PV 30/70, 0,8m
CF-V-212	CFL vertical con contención, mod. AV 30/70, 1,2m
CF-V-215	CFL vertical con contención, mod. BV 30/70, 1,5m
CF-V-218	CFL vertical con contención, mod. CV 30/70, 1,8m

CF-H-108	CFL horizontal, mod. MINI H, 0,8M
CF-H-112	CFL horizontal, mod. AH-100, 1,2M
CF-H-115	CFL horizontal, mod. MH-100, 1,5M
CF-H-118	CFL horizontal, mod. BH-100, 1,8M

* **Incluye:**	* **Includes:**
- **Laterales cristal templado**	- **Tempered glass sides**
- **Luz fluorescente**	- **Fluorescent light**
- **Sup.trabajo acero inoxidable**	- **Inox. working surface**
- **Conexión para toma eléctrica**	- **Connection for electrical socket**

Escurrematraces
Drying racks

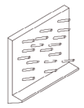

EM- 4545	PP, 450X450
EM-6045	PP, 600X450
EM-9045	PP, 900X450
EM-1245	PP, 1200X450

Sillas y taburetes
Chairs and stools

ST- T01	LAN-10, taburete redondo tapizado vinilo LAN-10, round seat vinyl upholstered
ST- T02	LAN-20, taburete asiento poliuretano LAN-20, stool with polyurethan seat
ST- T03	LAN-30, taburete, asiento y respaldo poliur. LAN-30, Stool, polyurethan seat and back
ST- S01	Filo, silla de oficina funcional, ligera y versátil, respaldo alto, malla blanca Filo, functional, lightweight & versatile chair
ST- S02	Xana,silla oficina ergonómica con respaldo alto Xana, high back ergonomic chair

Estantería aluminio-polietileno
Aluminium-polyethilene shelf

A= 555/ 812/ 916/ 1015/ 1167/ 1271/ 1372/ 1532
F= 400/ 500

ES- 503	3 estantes, h1760 f 500
ES-504	4 estantes, h1760 f 500
ES-505	5 estantes, h1760 f 500
ES-506	6 estantes, h1910 f 500
ES-403	3 estantes, h1760 f 400
ES- 404	4 estantes, h1760 f 400
ES- 405	5 estantes, h1760 f 400

* **Opción estantería acero galvanizado**
Galvanized steel shelf option

Componentes
Accesories

Cabinas Cabinets

CC-001	Kit Lámpara U.V U.V lamp kit
CC-010	Espita gas Gas tap
CC-011	Espita vacío Drain tap
CC-012	Espita nitrógeno Nitrogen tap
CC-030	Alarma óptica de colmatación Clogging optical alarm
CC-040	Segundo filtro de extracción cabina BIO Second extraction filter for Biosafety cabinets
CC-050	Filtro carbón activo para cabinas BIO Active carbon filter for biosafety cabinets

Campanas extracción Exhaust hood

EX-MP-01	Accionamiento marcha-paro canaleta para elemento ventilado On/off switch installed in cable duct
EX-MP-02	Accionamiento marcha-paro en pared para elemento ventilado On/off switch installed on wall

Cabinas seguridad biológica
Biosafety cabinets

A= 800/ 1200/ 1300/ 1500/ 1600/ 1800/ 1900

CS-309	CSB, BIO II ADVANCE 3, 0,9m
CS-412	CSB, BIO II ADVANCE 4, 1,2m.
CS-618	CSB, BIO II ADVANCE 6, 1,8m

* **Incluye:**	* **Includes:**
- **2 Conexión eléctrica**	- **2 electrical connection**
- **1 kit germivida U.V**	- **1 U.V germicidal kit**

COMFORT
SAFETY
FAST
SUSTAINABLE
LOWER COSTS
MOBILITY
SAVINGS
FLEXIBILITY
SOLUTIONS
FUNCTIONALITY
SCIENCE
EFFICIENCY

info@hiblab.com | +34 94 603 61 79
Artabide 42-44-46, 48700 Ondarroa (Bizkaia)

hiblab.com